



#### 1.654" Pitch Terminator® Adapters

- Can be used in full Terminator® or combination chain assemblies
- Designed to last the life of the chain
- Offered in straight, left and right angle styles
- Flexibility for changing cutters and trench widths



#### 2.000"-3.000" Pitch Terminator® Adapters

- Can be used in full Terminator® or combination chain assemblies
- Ease in changing tooth patterns, cutters and widths
- Offered in center through 4", 5" and 6" widths without using spacer blocks



#### 3.000" and Larger Pitch Terminator® Adapters

- Double tooth adapters
- Can be used in full Terminator® or combination chain assemblies
- Flexibility for changing cutters and trench widths
- Offered in sizes up to 8" wide without using spacer blocks

#### NEW & IMPROVED TERMINATOR® TOOTH DESIGN

##### 1.654" Pitch Terminator® Tooth

- Increased high quality alloy steel on the front face to provide longer body wear
- Neutral attack angle to reduce breakage by spreading the cutting load over a wider surface area

##### 2.000" Pitch Terminator® Tooth

- Slimmer body design to reduce drag
- Neutral attack angle to spread cutting load over a wider area to reduce carbide breakage
- New Roman Helmet carbide design is now available

*We offer Terminator® chain and tooth options for virtually every make and model of trenching machine on the market today. Terminator® chain and teeth are available from 34,000 lb. to 225,000 lb tensile strength chains. We can also handle any special requests or made-to-order chains.*



**Main Office**  
 840 McKinley Street  
 Anoka, MN 55303  
**800.328.2424** • 763.427.3959  
 Fax: 763.427.2277  
**Email:** parts@ballantineinc.com  
**Website:** www.ballantineinc.com

**Branch Office**  
 Atlanta, GA

**Branch Office**  
 Ontario, CA

**Product Line** • Trencher Chain, Teeth & Sprockets • Trench-All® Digging Systems  
 • Elevating Scraper Chain & Parts • Terminator® Digging Systems • Horizontal Directional  
 Drilling Bits • Plow & Pull Blades • Carbide Rotary Teeth • Augers & Accessories • Roller  
 Chain & Sprockets • Backhoe Buckets & Teeth • Rock saw/Rockwheel Segments

#### Authorized Ballantine Dealer

# TERMINATOR<sup>®</sup> CHAIN


TERMINATOR<sup>®</sup> CHAIN & TEETH

**BALLANTINE,**

*Building The World's Infrastructure*



**INC.**






# Terminator<sup>®</sup> Chain

**TOUGH GROUND CONDITIONS CALL FOR TERMINATOR<sup>®</sup> TEETH**

*Tough ground conditions call for high performance Terminator<sup>®</sup> cutting systems. Through continuous improvements in the design of Terminator<sup>®</sup> Teeth, such as extending the body wear-life and precise attack angles, we have developed a superior cutting system that optimizes trenching capabilities.*



*Terminator<sup>®</sup> chains and teeth help eliminate trencher boom bounce and kickback experienced with traditional cutters and carbide rotary bits.*

*Using Terminator<sup>®</sup> chain and teeth means more production, reduced machine stress and less downtime which allows you to get the most out of your trencher.*





## **Low-Profile Welded Terminator<sup>®</sup> Chains**

The low-profile solid-weld chain design keeps the carbide teeth closer to the power source. This reduces kickback and allows for much smoother digging in hard ground conditions. This unique chain design saves on labor and parts. Since the Terminator<sup>®</sup> Teeth are designed to last the entire life of the chain there is no need for replacement teeth, nuts or bolts.



### Terminator®/Cup Combination Chains

The bolt-on Terminator® combo chains offer the best all around trenching system. When ground conditions change, they continue to produce. The Terminator® carbide teeth knock the center of the trench out in tough ground conditions and the cup cutters remove the spoil and leave a clean side wall. Adjustable tooth patterns and cutter changes are other benefits of the Terminator® combo chains.



### Full Terminator® Side-Mount Chains

The full Terminator® side-mount chain will dig in the toughest ground conditions. These durable high grade carbide teeth will terminate any concerns when trenching in rocky soil, hard clay or frost. The bolt-on style also allows for efficient tooth and pattern changes.

# TERMINATOR<sup>®</sup>