

Astec®/Case®



Chains

Cutting Teeth

Sprockets

Bearings

Carbide Teeth

BALLANTINE,  **INC.**



Anoka, Minnesota

Atlanta, Georgia

Ontario, California

Customer Service: 800/328-2424

www.ballantineinc.com

Faster Service Better Quality Lower Prices

Replacement Parts for Astec/Case®

Effective 2/08

Replacement Parts for Astec/Case® Trenchers
Case® is a registered trademark of CNH America, LLC., Racine, WI

Astec Underground® is a registered trademark of Astec Industries, Inc., Loudon, TN

All manufacturers' names, numbers, symbols and descriptions are used for reference purposes only
and it is not implied that any parts listed are the products of these manufactures.

Main Office

840 McKinley Street
Anoka, Minnesota 55303

Branch Office

675 Wesleyan Drive Southwest
Atlanta, Georgia 30336

Branch Office

801 S. Dupont, Suite G
Ontario, California 91761

Toll Free Customer Service

800-328-2424

FAX 763-427-2277

Table of Contents

The Next Evolution of Trencher Chain (“The NET”) | pg 1

Chain Charts | pg 2 - 4

Soil Specifications | pg 5

Pedestrian Trenchers

Maxi-Sneaker

Chain Options | pg 10 - 12

Hard Parts | pg 13 - 14

TF300

Chain Options | pg 16 - 21

Hard Parts | pg 22 - 28

RT60/RT130/160

Chain Options | pg 30 - 33

RT60 Hard Parts | pg 34 - 35

RT130/160 Hard Parts | pg 36

Chain Section

1654-2 and 1654-4 | pg 38 - 40

564 | pg 41 - 43

TA1654HD-2 | pg 44 - 45

Mid-sized Riders

RT360

Chain Options | pg 50 - 54

Hard Parts | pg 55 - 58

RT460 & 560 Direct Drive and Planetary Drive

Direct Drive Chain Options | pg 60 - 64

Planetary Drive Chain Options | pg 65 - 69

Hard Parts | pg 70 - 72

Chain Section

2.609 & 2.609ABF-2 | pg 74 - 76

TA265 | pg 77 - 79

TA3.075 | pg 80 - 82

Large Riders

RT660

Chain Options | pg 86 - 90

RT660 • RT860 • RT960

Chain Options | pg 91 - 95

Hard Parts | pg 96 - 100

Chain Section

TA265 | pg 102 - 104

TA3.250 & 3.30 | pg 105 - 108

TA3.110 | pg 109 - 111

TA4.086 | pg 112 - 113

Legacy Models

Pedestrian Trechers

7+2, 10+2, 12+2, 14+4,
20+4, 25+4 | pg 117 - 128

Mid-Sized

TF600, 25+4XP,
30+4, DH4, DH5 | pg 129 - 142

Large Rider

DH4, DH5, 70+4, TF1000,
RoadRunner, 760 | pg 143 - 150



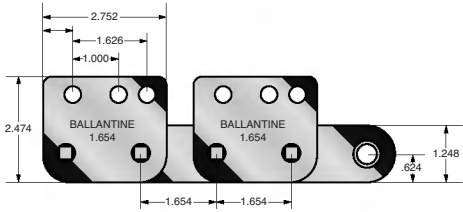
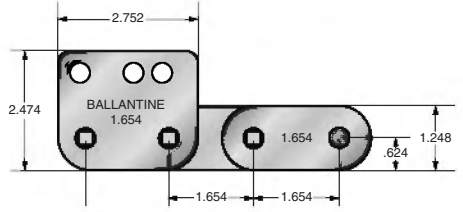
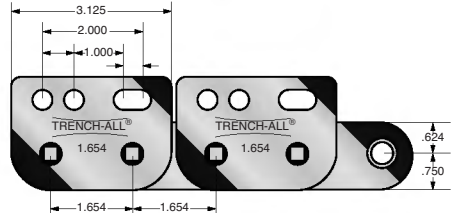
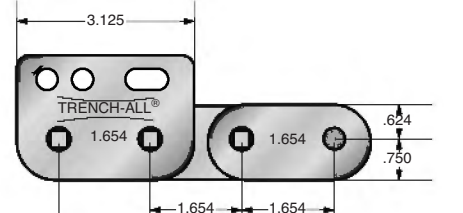
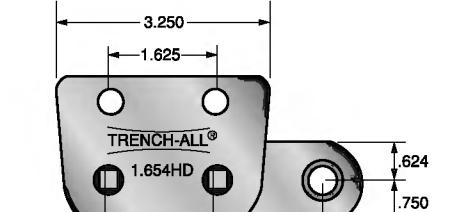
The Next Evolution of Trencher Chain ("The NET")

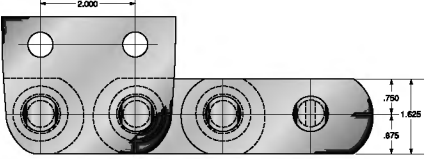
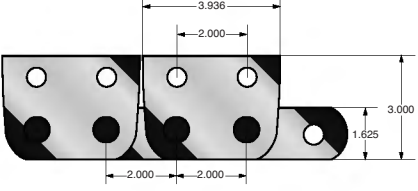
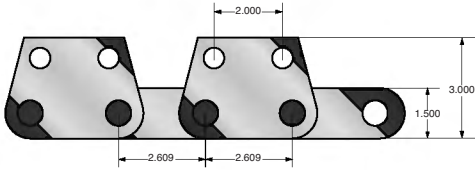
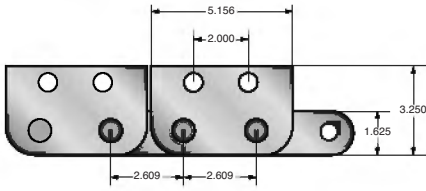
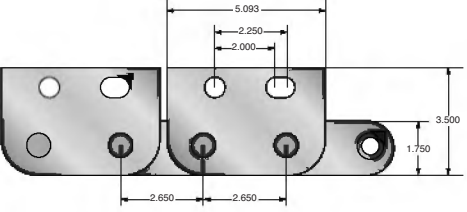
Ballantine, Inc. in conjunction with our Parent Company (US Tsubaki), have developed The Next Evolution of Trencher Chain Design, referred to simply as "The NET". By partnering the philosophies of an Evolving Manufacturing Technology, Customer Requirements and Ballantine's field experience or the working mans school of hard knocks we have put a plan in place for product innovation as well as continuous improvements of already celebrated chain designs.

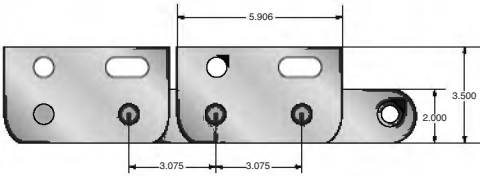
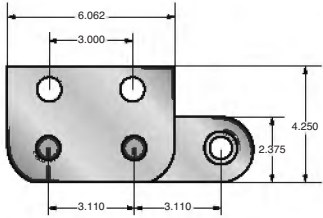
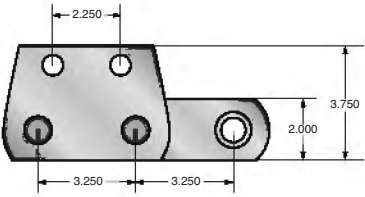
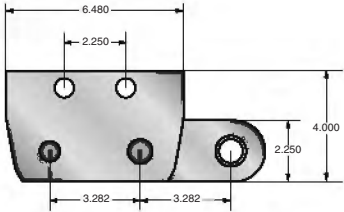
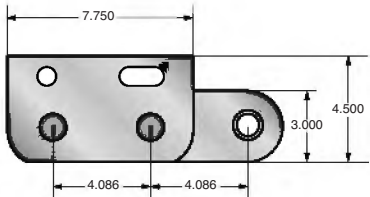
The proprietary steel for all chain components sourced from proven steel mills is certified and tested for conformance to strict quality standards. Micron control for bushings plus the industry's best process controls for component fabrication and chain assembly provide the smoothest, most precise chain articulation. Strict heat treat processes ensure cohesive grain structure and maximum component strength. These materials and processes along with our commitment to quality (ISO 9001:2000 Certified) provide consistent high product quality time after time. So what does "The NET" mean to you; it means if you are using Ballantine chain and components you are utilizing a combination of the best engineered balance of Wear Life, Fatigue Life and Tensile Strength. This translates directly into less downtime, increased production and profitability.

Ballantine trencher chain is domestically designed, manufactured and distributed by a company with 50 years of proven field performance through partnering with you, the contractor in the underground utility construction industry.

Proven Design • **Proven Performance** • **Proven Value**

	Chain I.D. No.	Chain Designation	Chain Feature	Chain Benefits
	564-2	Standard	<ul style="list-style-type: none"> .250 thick side plate Original 3 bolt hole attachment link 	<ul style="list-style-type: none"> Extended wear life Original & aftermarket cutter options
	564-4	Standard	<ul style="list-style-type: none"> .250 thick side plate Original 3 bolt hole attachment link 	<ul style="list-style-type: none"> Extended wear life Original & aftermarket cutter options
	TA1654-2	Heavy Duty	<ul style="list-style-type: none"> ABF (Anti Back Flex) Raised Rivet 7/16" longer attachment slide area 	<ul style="list-style-type: none"> Rigid chain keeps cutters at correct attack angle Additional material from center point of pin to bottom of chain for extended wear Extended sliding wear life. Distributes wear evenly
	TA1654-4	Heavy Duty	<ul style="list-style-type: none"> Raised Rivet 7/16" longer attachment slide area 	<ul style="list-style-type: none"> Additional material from center point of pin to bottom of chain for extended wear Extended sliding wear life. Distributes wear evenly
	TA1654HD-2	Premium	<ul style="list-style-type: none"> ABF (Anti Back Flex) Raised Rivet 1/2" longer attachment slide area .250 thick side plate 	<ul style="list-style-type: none"> Rigid chain keeps cutters at correct attack angle Additional material from center point of pin to bottom of chain for extended wear Extended sliding wear life. Distributes wear evenly Extended wear life

	Chain I.D. No.	Chain Designation	Chain Feature	Chain Benefits
	2-4	Standard	<ul style="list-style-type: none"> Economical chain line Chain line used throughout the industry 	<ul style="list-style-type: none"> Low cost alternative Common components
	2ABF-2	Heavy Duty	<ul style="list-style-type: none"> ABF (Anti Back Flex) Raised Rivet 	<ul style="list-style-type: none"> Rigid chain keeps cutters at correct attack angle Additional material from center point of pin to bottom of chain for extended wear
	2609-2	Standard	<ul style="list-style-type: none"> Historically the industry standard for mid-sized riding trenchers 	<ul style="list-style-type: none"> Compatible with older chain components
	2609ABF-2	Heavy Duty	<ul style="list-style-type: none"> ABF (Anti Back Flex) longer attachment slide area 	<ul style="list-style-type: none"> Rigid chain keeps cutters at correct attack angle Extended sliding wear life. Distributes wear evenly
	TA265-2	Premium	<ul style="list-style-type: none"> ABF (Anti Back Flex) Raised Rivet longer attachment slide area 	<ul style="list-style-type: none"> Rigid chain keeps cutters at correct attack angle Additional material from center point of pin to bottom of chain for extended wear Extended sliding wear life. Distributes wear evenly

Chain I.D. No.	Chain Designation	Chain Feature	Chain Benefits
	TA3075-2	Premium	<ul style="list-style-type: none"> • ABF (Anti Back Flex) • Raised Rivet • Strongest chain line for the mid-sizes riding trenchers <ul style="list-style-type: none"> • Rigid chain keeps cutters at correct attack angle • Additional material from center point of pin to bottom of chain for extended wear • Best chain in demanding conditions for mid-sized riding trenchers
	TA3110-2	Premium	<ul style="list-style-type: none"> • ABF (Anti Back Flex) • Raised Rivet <ul style="list-style-type: none"> • Rigid chain keeps cutters at correct attack angle • Additional material from center point of pin to bottom of chain for extended wear
	3250-2	Standard	<ul style="list-style-type: none"> • Historically the industry standard for large rubber tire trenchers <ul style="list-style-type: none"> • Compatible with older chain components
	330-2	Heavy Duty	<ul style="list-style-type: none"> • ABF (Anti Back Flex) • Raised Rivet <ul style="list-style-type: none"> • Rigid chain keeps cutters at correct attack angle • Additional material from center point of pin to bottom of chain for extended wear
	TA4086-2	Premium	<ul style="list-style-type: none"> • ABF (Anti Back Flex) • Raised Rivet <ul style="list-style-type: none"> • Rigid chain keeps cutters at correct attack angle • Additional material from center point of pin to bottom of chain for extended wear

Chain Assembly Configuration	Ballantine Chain Identification No.	Sandy/Loamy Soil	Soft Soil	Medium Soil	Hard Soil	Rocky Soil	Sticky Soil
Cup Assembly - 4 Pitch Spacing	564-4, TA1654-4, 2-4	■	■				■
Cup Assembly - 2 Pitch Spacing	564-2, TA1654-2, TA1654HD-2 2-2, 2609-2, 2609ABF-2 TA265-2, TA3075-2, TA3110-2 3250-2, 330-2, TA4086-2	■	■	■			
Mix: Terminator & Cup	564-2, TA1654-2, TA1654HD-2, 2-2, 2ABF-2, 2609-2, 2609ABF-2, TA265-2, TA3075-2, TA3110-2			■	■		
Mix: Rotary Carbide & Cup	564-2, TA1654-2, TA1654HD-2, 2609-2, 2609ABF-2, TA265-2, TA3075-2, TA3110-2, 3250-2, 330-2, TA4086-2			■	■		
Bolt On: Terminator	564-2, TA1654-2, TA1654HD-2, 2609-2, 2609ABF-2, TA265-2, TA3075-2, TA3110-2, 3250-2, 330-2, TA4086-2				■	■	
Bolt On: Rotary Carbide	564-2, TA1654-2, TA1654HDHD-2, 2609-2, 2609ABF-2, TA265-2, TA3075-2, TA3110-2, 3250-2, 330-2, TA4086-2				■	■	
Bolt On: Kerf	2-2, 2609-2, 2609ABF-2, TA265-2, TA3110-2, 3250-2, 330-2			■	■	■	
Welded: Terminator	TA1654-2, TA1654HD-2, 2-2, TA2043-2, 2609-2, 2609ABF-2, TA265-2, TA3075-2, A3110-2, 330-2				■	■	
Welded: Alligator (Rotary Carbide)	TA1654-2, TA1654HD-2, 2-2, TA2043-2, 2609-2, 2609ABF-2, TA265-2, TA3075-2, 330-2				■	■	
Welded: H-Plate	TA265-2, A3075-2, TA3110-2, TA4086-2				■	■	

Soil Type Definitions:

Sandy Loose Sand, Sandy Loams or any that is predominately comprised of sand
Soft Soil Loams, Clay, Silt, Soft to medium soils that contain moisture
Medium Soils Consolidated Loams & Clays, Semi-compacted soils
Hard Soils Hardpan, Gumbo, Compacted Dry Soils
Rocky Soils Cobble, Chunk Rock, Gravel, Glacial Till (any non-consistent type of rock)
Sticky Soils Clay, Gumbo or any soil with high levels of moisture

This chart shows the most popular styles of chain assemblies and recommended guidelines as to their usage. Only basic categories of ground conditions are shown.

These are recommendations only. Please consult a Ballantine representative when matching chain assemblies with specific ground conditions or any special application requirements

Pedestrian Trenchers

Maxi-Sneaker

Chain Options | pg 10 - 12

Hard Parts | pg 13 - 14

TF300

Chain Options | pg 16 - 21

Hard Parts | pg 22 - 28

RT60/RT130/160

Chain Options | pg 30 - 33

RT60 Hard Parts | pg 34 - 35

RT130/160 Hard Parts | pg 36

Chain Section

1654-2 and 1654-4 | pg 38 - 40

564 | pg 41 - 43

TA1654HD-2 | pg 44 - 45



Maxi-Sneaker

Ballantine, Inc.

Bare Chain					
	4 Pitch	2 Pitch	4 Pitch	ABF	Premium ABF
Dig Depth	564-4	564-2	TA1654-4	TA1654-2	TA1654HD-2
24"	ZB1640400B18	ZB1640200B36	B1370400B18	ZW16500B36	TA1654HD00B36
36"	ZB1640400B22	ZB1640200B44	B1370400B22	ZW16500B44	TA1654HD00B44




Cup Cutter Assembly						
		4 Pitch	2 Pitch	4 Pitch	ABF	Premium ABF
4" Cup Cutter Assembly	Dig Depth	564-4	564-2	TA1654-4	TA1654-2	TA1654HD-2
	24"	ZB16404418	ZB16404236	D137044C18	ZW16504236	ZW1654HD04236
	36"	ZB16404422	ZB16404244	D137044C22	ZW16504244	ZW1654HD04244
6" Cup Cutter Assembly	Dig Depth	564-4	564-2	TA1654-4	TA1654-2	TA1654HD-2
	24"	ZB16406418	ZB16406236	D137064C18	ZW16506236	ZW1654HD06236
	36"	ZB16406422	ZB16406244	D137064C22	ZW16506244	ZW1654HD06244



Terminator Combo						
		4 Pitch	2 Pitch	4 Pitch	ABF	Premium ABF
4" Terminator Combo	Dig Depth		564-2		TA1654-2	TA1654HD-2
	24"		ZB164042TM36		T165404M36	T1654HD04M36
	36"		ZB164042TM44		T165404M44	T1654HD04M44
6" Terminator Combo	Dig Depth		564-2		TA1654-2	TA1654HD-2
	24"		ZB164062TM36		T165406M36	T1654HD06M36
	36"		ZB164062TM44		T165406M44	T1654HD06M44



Rock & Frost Combo						
		4 Pitch	2 Pitch	4 Pitch	ABF	Premium ABF
4" Rock & Frost Combo	Dig Depth		564-2		TA1654-2	TA1654HD-2
	24"		ZB164042RM36		ZW16504M36	TA1654HD04M36
	36"		ZB164042RM44		ZW16504M44	TA1654HD04M44
6" Rock & Frost Combo	Dig Depth		564-2		TA1654-2	TA1654HD-2
	24"		ZB164062RM36		ZW16506M36	TA1654HD06M36
	36"		ZB164062RM44		ZW16506M44	TA1654HD06M44



Bolt on Terminator						
		4 Pitch	2 Pitch	4 Pitch	ABF	Premium ABF
4" Bolt on Terminator	Dig Depth		564-2		TA1654-2	TA1654HD-2
	24"		ZB164042T36		T1654042T36	T1654HD04T36
	36"		ZB164042T44		T1654042T44	T1654HD04T44
6" Bolt on Terminator	Dig Depth		564-2		TA1654-2	TA1654HD-2
	24"		ZB164062T36		T1654062T36	T1654HD06T36
	36"		ZB164062T44		T1654062T44	T1654HD06T44



Bolt on Rock & Frost						
		4 Pitch	2 Pitch	4 Pitch	ABF	Premium ABF
4" Bolt on Rock & Frost	Dig Depth		564-2		TA1654-2	TA1654HD-2
	24"		ZB164042R36		ZW16504R36	TA1654HD04R36
	36"		ZB164042R44		ZW16504R44	TA1654HD04R44
6" Bolt on Rock & Frost	Dig Depth		564-2		TA1654-2	TA1654HD-2
	24"		ZB164062R36		ZW16506R36	TA1654HD06R36
	36"		ZB164062R44		ZW16506R44	TA1654HD06R44





W e l d e d T e r m i n a t o r						
		4 Pitch	2 Pitch	4 Pitch	ABF	Premium ABF
4" Welded Terminator	Dig Depth					TA1654HD-2
	24"					SH165404S36
	36"					SH165404S44
6" Welded Terminator	Dig Depth					TA1654HD-2
	24"					SH165406S36
	36"					SH165406S44



W e l d e d A l l i g a t o r						
		4 Pitch	2 Pitch	4 Pitch	ABF	Premium ABF
4" Welded Alligator	Dig Depth					TA1654HD-2
	24"					AL16540436
	36"					AL16540444
6" Welded Alligator	Dig Depth					TA1654HD-2
	24"					AL16540636
	36"					AL16540644

1.654" Pitch Accessories

Part	Ballantine Part No.	Astec Part No.	Description	Req'd
	B404004	H404004	Sprocket - Drive 10 Tooth; 5/16" Key Way	1
	B758854	60352C91	Seal - Grease on Drive Shaft	1
	B404012	H404012	Key - 5/16" X 27/32"	1
	B033563	H33563	Sprocket - Idler 10 Tooth	AR
	B503664	H503664	Idler Sprocket - Idler Assembly 10 Tooth Assembly Includes B033563, B747139, & B033837	AR
	B747139	H747139	Bearing - Square Hole, Sealed 1-1/8" ID	1
	B033837	H33837	Snap Ring	1
	B232645	H232645	Bushing - Square 1-1/8" Idler Shaft	1
	B711432	413-1048	Bolt - Hex 5/8" NC X 3" Used With Idler Sprocket	1

1.654" Pitch Accessories, continued

Part	Ballantine Part No.	Astec Part No.	Description	Req'd
	B738054	230-42110	Nut - Hex 5/8" Self Locking NC	1
	B033829	H33829	Bracket - Sprocket Boom End	1
	B509828		Bracket - Boom End Assembly W/Sprocket Includes B711432, B033563, B033829, B738054, B033837, B034199, B056713, B232645, B509349, B742825 & B747139	AR
	B056713	H56713	Spring - End Sprocket	1
	B034199	H34199	Washer - Spring Stop	1
	B509349	H509349	Shaft - Spring Guide Boom End	1
	B350785	H350785	Shield - Dirt	2
	58114128	413-1072	Bolt - Hex 5/8"-11 X 4 1/2" GR 8 Bolt	2
	582S	495-11066	Washer - Flat 5/8"	2



TF300

Ballantine, Inc.

B a r e C h a i n					
Dig Depth	4 Pitch	2 Pitch	4 Pitch	ABF	Premium ABF
		564-4	564-2	TA1654-4	TA1654-2
26"	ZB1640400B14	ZB1640200B28	B1370400B14	ZW16500B28	TA1654HD00B28
40"	ZB1640400B19	ZB1640200B38	B1370400B19	ZW16500B38	TA1654HD00B38
45"	ZB1640400B21	ZB1640200B42	B1370400B21	ZW16500B42	TA1654HD00B42
54"	ZB1640400B24	ZB1640200B48	B1370400B24	ZW16500B48	TA1654HD00B48
66"	ZB1640400B29	ZB1640200B58	B1370400B29	ZW16500B58	TA1654HD00B58



C u p C u t t e r A s s e m b l y						
Dig Depth	4 Pitch	2 Pitch	4 Pitch	ABF	Premium ABF	
		564-4	564-2	TA1654-4	TA1654-2	TA1654HD-2
4" Cup Assembly	26"	ZB16404414	ZB16404228	D137044C14	ZW16504228	ZW1654HD04228
	40"	ZB16404419	ZB16404238	D137044C19	ZW16504238	ZW1654HD04238
	45"	ZB16404421	ZB16404242	D137044C21	ZW16504242	ZW1654HD04242
	54"	ZB16404424	ZB16404248	D137044C24	ZW16504248	ZW1654HD04248
	66"	ZB16404429	ZB16404258	D137044C29	ZW16504258	ZW1654HD04258
6" Cup Assembly	26"	ZB16406414	ZB16406228	D137064C14	ZW16506228	ZW1654HD06228
	40"	ZB16406419	ZB16406238	D137064C19	ZW16506238	ZW1654HD06238
	45"	ZB16406421	ZB16406242	D137064C21	ZW16506242	ZW1654HD06242
	54"	ZB16406424	ZB16406248	D137064C24	ZW16506248	ZW1654HD06248
	66"	ZB16406429	ZB16406258	D137064C29	ZW16506258	ZW1654HD06258
8" Cup Assembly	26"	ZB16408414	ZB16408228	D137084C14	ZW16508228	ZW1654HD08228
	40"	ZB16408419	ZB16408238	D137084C19	ZW16508238	ZW1654HD08238
	45"	ZB16408421	ZB16408242	D137084C21	ZW16508242	ZW1654HD08242
	54"	ZB16408424	ZB16408248	D137084C24	ZW16508248	ZW1654HD08248
	66"	ZB16408429	ZB16408258	D137084C29	ZW16508258	ZW1654HD08258

Cup Cutter Assembly, continued						
10" Cup Assembly		4 Pitch	2 Pitch	4 Pitch	ABF	Premium ABF
		Dig Depth	564-4	564-2	TA1654-4	TA1654-2
	26"	ZB16410414	ZB16410228	D137104C14	ZW16510228	ZW1654HD10228
	40"	ZB16410419	ZB16410238	D137104C19	ZW16510238	ZW1654HD10238
	45"	ZB16410421	ZB16410242	D137104C21	ZW16510242	ZW1654HD10242
	54"	ZB16410424	ZB16410248	D137104C24	ZW16510248	ZW1654HD10248
	66"	ZB16410429	ZB16410258	D137104C29	ZW16510258	ZW1654HD10258
12" Cup Assembly		4 Pitch	2 Pitch	4 Pitch	ABF	Premium ABF
	Dig Depth	564-4	564-2	TA1654-4	TA1654-2	TA1654HD-2
	26"	ZB16412414	ZB16412228	D137124C14	ZW16512228	ZW1654HD12228
	40"	ZB16412419	ZB16412238	D137124C19	ZW16512238	ZW1654HD12238
	45"	ZB16412421	ZB16412242	D137124C21	ZW16512242	ZW1654HD12242
	54"	ZB16412424	ZB16412248	D137124C24	ZW16512248	ZW1654HD12248
	66"	ZB16412429	ZB16412258	D137124C29	ZW16512258	ZW1654HD12258
14" Cup Assembly		4 Pitch	2 Pitch	4 Pitch	ABF	Premium ABF
	Dig Depth	564-4	564-2		TA1654-2	TA1654HD-2
	26"	ZB16414414	ZB16414228		ZW16514228	ZW1654HD14228
	40"	ZB16414419	ZB16414238		ZW16514238	ZW1654HD14238
	45"	ZB16414421	ZB16414242		ZW16514242	ZW1654HD14242
	54"	ZB16414424	ZB16414248		ZW16514248	ZW1654HD14248
	66"	ZB16414429	ZB16414258		ZW16514258	ZW1654HD14258
16" Cup Assembly		4 Pitch	2 Pitch	4 Pitch	ABF	Premium ABF
	Dig Depth	564-4	564-2		TA1654-2	TA1654HD-2
	26"	ZB16416414	ZB16416228		ZW16516228	ZW1654HD16228
	40"	ZB16416419	ZB16416238		ZW16516238	ZW1654HD16238
	45"	ZB16416421	ZB16416242		ZW16516242	ZW1654HD16242
	54"	ZB16416424	ZB16416248		ZW16516248	ZW1654HD16248
	66"	ZB16416429	ZB16416258		ZW16516258	ZW1654HD16258




Terminator Combo						
	Dig Depth	4 Pitch	2 Pitch	4 Pitch	ABF	Premium ABF
					564-2	
4" Terminator Combo	26"		ZB164042TM28		T165404M28	T1654HD04M28
	40"		ZB164042TM38		T165404M38	T1654HD04M38
	45"		ZB164042TM42		T165404M42	T1654HD04M42
	54"		ZB164042TM48		T165404M48	T1654HD04M48
	66"		ZB164042TM58		T165404M58	T1654HD04M58
6" Terminator Combo	Dig Depth		564-2		TA1654-2	TA1654HD-2
	26"		ZB164062TM28		T165406M28	T1654HD06M28
	40"		ZB164062TM38		T165406M38	T1654HD06M38
	45"		ZB164062TM42		T165406M42	T1654HD06M42
	54"		ZB164062TM48		T165406M48	T1654HD06M48
	66"		ZB164062TM58		T165406M58	T1654HD06M58
8" Terminator Combo	Dig Depth		564-2		TA1654-2	TA1654HD-2
	26"		ZB164082TM28		TA165408M28	T1654HD08M28
	40"		ZB164082TM38		TA165408M38	T1654HD08M38
	45"		ZB164082TM42		TA165408M42	T1654HD08M42
	54"		ZB164082TM48		TA165408M48	T1654HD08M48
	66"		ZB164082TM58		TA165408M58	T1654HD08M58
10" Terminator Combo	Dig Depth		564-2		TA1654-2	TA1654HD-2
	26"		ZB164102TM28		TA165410M28	T1654HD10M28
	40"		ZB164102TM38		TA165410M38	T1654HD10M38
	45"		ZB164102TM42		TA165410M42	T1654HD10M42
	54"		ZB164102TM48		TA165410M48	T1654HD10M48
	66"		ZB164102TM58		TA165410M58	T1654HD10M58
12" Terminator Combo	Dig Depth		564-2		TA1654-2	TA1654HD-2
	26"		ZB164122TM28		TA165412M28	T1654HD12M28
	40"		ZB164122TM38		TA165412M38	T1654HD12M38
	45"		ZB164122TM42		TA165412M42	T1654HD12M42
	54"		ZB164122TM48		TA165412M48	T1654HD12M48
	66"		ZB164122TM58		TA165412M58	T1654HD12M58



R o c k & F r o s t C o m b o

		4 Pitch	2 Pitch	4 Pitch	ABF	Premium ABF
4" Rock & Frost Combo	Dig Depth		564-2		TA1654-2	TA1654HD-2
	26"		ZB164042RM28		ZW16504M28	TA1654HD04M28
	40"		ZB164042RM38		ZW16504M38	TA1654HD04M38
	45"		ZB164042RM42		ZW16504M42	TA1654HD04M42
	54"		ZB164042RM48		ZW16504M48	TA1654HD04M48
	66"		ZB164042RM58		ZW16504M58	TA1654HD04M58
6" Rock & Frost Combo	Dig Depth		564-2		TA1654-2	TA1654HD-2
	26"		ZB164062RM28		ZW16506M28	TA1654HD06M28
	40"		ZB164062RM38		ZW16506M38	TA1654HD06M38
	45"		ZB164062RM42		ZW16506M42	TA1654HD06M42
	54"		ZB164062RM48		ZW16506M48	TA1654HD06M48
	66"		ZB164062RM58		ZW16506M58	TA1654HD06M58
8" Rock & Frost Combo	Dig Depth		564-2		TA1654-2	TA1654HD-2
	26"		ZB164082RM28		ZW16508M28	TA1654HD08M28
	40"		ZB164082RM38		ZW16508M38	TA1654HD08M38
	45"		ZB164082RM42		ZW16508M42	TA1654HD08M42
	54"		ZB164082RM48		ZW16508M48	TA1654HD08M48
	66"		ZB164082RM58		ZW16508M58	TA1654HD08M58
10" Rock & Frost Combo	Dig Depth		564-2		TA1654-2	TA1654HD-2
	26"		ZB164102RM28		ZW16510M28	TA1654HD10M28
	40"		ZB164102RM38		ZW16510M38	TA1654HD08M38
	45"		ZB164102RM42		ZW16510M42	TA1654HD08M42
	54"		ZB164102RM48		ZW16510M48	TA1654HD08M48
	66"		ZB164102RM58		ZW16510M58	TA1654HD08M58
12" Rock & Frost Combo	Dig Depth		564-2		TA1654-2	TA1654HD-2
	26"		ZB164122RM28		ZW16512M28	TA1654HD12M28
	40"		ZB164122RM38		ZW16512M38	TA1654HD12M38
	45"		ZB164122RM42		ZW16512M42	TA1654HD12M42
	54"		ZB164122RM48		ZW16512M48	TA1654HD12M48
	66"		ZB164122RM58		ZW16512M58	TA1654HD12M58



Bolt on Terminator						
		4 Pitch	2 Pitch	4 Pitch	ABF	Premium ABF
4" Bolt On Terminator	Dig Depth		564-2		TA1654-2	TA1654HD-2
	26"		ZB164042T28		T1654042T28	T1654HD04T28
	40"		ZB164042T38		T1654042T38	T1654HD04T38
	45"		ZB164042T42		T1654042T42	T1654HD04T42
	54"		ZB164042T48		T1654042T48	T1654HD04T48
	66"		ZB164042T58		T1654042T58	T1654HD04T58
6" Bolt On Terminator	Dig Depth		564-2		TA1654-2	TA1654HD-2
	26"		ZB164062T28		T1654062T28	T1654HD06T28
	40"		ZB164062T38		T1654062T38	T1654HD06T38
	45"		ZB164062T42		T1654062T42	T1654HD06T42
	54"		ZB164062T48		T1654062T48	T1654HD06T48
	66"		ZB164062T58		T1654062T58	T1654HD06T58



Bolt on Rock & Frost						
		4 Pitch	2 Pitch	4 Pitch	ABF	Premium ABF
4" Bolt On Rock & Frost	Dig Depth		564-2		TA1654-2	TA1654HD-2
	26"		ZB164042R28		ZW16504R28	TA1654HD04R28
	40"		ZB164042R38		ZW16504R38	TA1654HD04R38
	45"		ZB164042R42		ZW16504R42	TA1654HD04R42
	54"		ZB164042R48		ZW16504R48	TA1654HD04R48
	66"		ZB164042R58		ZW16504R58	TA1654HD04R58
6" Bolt On Rock & Frost	Dig Depth		564-2		TA1654-2	TA1654HD-2
	26"		ZB164062R28		ZW16506R28	TA1654HD06R28
	40"		ZB164062R38		ZW16506R38	TA1654HD06R38
	45"		ZB164062R42		ZW16506R42	TA1654HD06R42
	54"		ZB164062R48		ZW16506R48	TA1654HD06R48
	66"		ZB164062R58		ZW16506R58	TA1654HD06R58





Welded Terminator						
	Dig Depth	4 Pitch	2 Pitch	4 Pitch	ABF	Premium ABF
4" Welded Terminator	26"					TA1654HD-2
	40"					SH165404S28
	45"					SH165404S38
	54"					SH165404S42
	54"					SH165404S48
	66"					SH165404S58
6" Welded Terminator	26"					TA1654HD-2
	40"					SH165406S28
	45"					SH165406S38
	54"					SH165406S42
	54"					SH165406S48
	66"					SH165406S58



Welded Alligator						
	Dig Depth	4 Pitch	2 Pitch	4 Pitch	ABF	Premium ABF
4" Welded Alligator	26"					TA1654HD-2
	40"					AL16540428
	45"					AL16540438
	54"					AL16540442
	54"					AL16540448
	66"					AL16540458
6" Welded Alligator	26"					TA1654HD-2
	40"					AL16540628
	45"					AL16540638
	54"					AL16540642
	54"					AL16540648
	66"					AL16540658












1.654" Pitch Accessories

Part	Ballantine Part No.	Astec Part No.	Description	Req'd
	B069773	H69773	Sprocket - Split Drive 10 Tooth 1 5/8" Bore	1
	B409458A1	409458A1	Shaft - Jack	1
	B10316112	10316112	Ring - Snap Goes W/409458A1	2
	B520411	H520411	Shaft - Drive	1
	B069930	H69930	Retainer - Sprocket Hub	1
	B070789	H70789	Sleeve - Bearing Race (Wear)	1
	B070045	H70045	Key - Square 3/8" X 1 3/4"	3
	B034439	H34439	Bolt - U, Auger Retaining	1
	B738039	230-4218	Nut - Lock 1/2"	2
	B502526	H502526	Auger - Dirt	1
	413632	413-632	Bolt - Hex 3/8" X 2"	1
	9211038	92-11038	Washer - Lock 3/8"	1
	B748723	192-306	Washer - Bearing Lock	1
	B748681	131-1034	Nut - Retainer	1

1.654" Pitch Accessories, continued

Part	Ballantine Part No.	Astec Part No.	Description	Req'd
	B028969	H28969	Bushing - Right Hand	1
	B158576	H158576	Bushing - Left Hand	1
	B747741	651818R91	Bearing - Cone	1
	B747568	651817R1	Bearing - Cup	2
	B091025	H91025	Ring - Retainer	1
	B747576	602957A1	Bearing - Cone Inner	1
	B748111	H748111	Bearing - Needle	2
	B749085	H749085	Seal - Grease	1
	B053546	H53546	Shield - Seal	1
	B093682	H93682	Guide - Boom	1
	B406835	H406835	Boom - Link, Short	2
	B406520	H406520	Boom - Link, Long	2
	B033993	H33993	Bolt - Boom Adjusting	1
	B068494	H68494	Sprocket - Drive 11 Tooth Flush Mount	1













1.654" Pitch Accessories, continued

Part	Ballantine Part No.	Astec Part No.	Description	Req'd
	B747303	H747303	Bearing - Ball, for Flush Mount	2
	B068486	H68486	Shaft - Drive Assembly for Flush Mount	1
	B070243	H70243	Key - Square 3/8" X 9/16" Flush Mount	1
	2304218	230-4218	Nut - Lock 1/2" Flush Mount	2
	B034439	H34439	Bolt - U, Auger Retaining Flush Mount	1
	B510750	H510750	Auger - Dirt Flush Mount	1
	B048850	H48850	Sprocket - Drive Chain 12 Tooth, #60 Chain	1
	B091041	H91041	Sprocket - Driven 45 Tooth #60 Chain	1
	B748525	H748525	Chain - Roller #60	1
	B747386	H747386	Sprocket - Idler 15 Tooth #60 Chain	1
	B208298	H208298	Belt	1

1.654" Pitch Accessories, continued

Part	Ballantine Part No.	Astec Part No.	Description	Req'd
not shown	B528182	H528182	Idler Assembly - Track Roller Front Includes B747642, B747659, B089656, B148751 B749077, B089631, 4131080 & B738054	2
	B148791	H148791	Roller - Idler Track	1
	B747642	572564R1	Bearing - Cup Tapered Roller	2
	B747659	D29266	Bearing - Cone Tapered Roller	2
	B089656	H89656	Bushing - Shaft (Sleeve & Seal Seat)	2
	B749077	H749077	Seal - Grease	2
	B089631	H89631	Bearing - Shaft (Roller)	1
not shown	B550475	H550475	Roller - Assembly Track Includes B747642, B747659, B089664, B168013, B749077, B089631, 4131080 & B738054	AR
	B168013	H168013	Roller - Idler Track	1
not shown	B089664	H89664	Bushing - Shaft (Sleeve & Seal Seat)	2
	413-1080	413-1080	Bolt - Hex 5/8" NC X 5"	A/R
	B738054	H738054	Nut - Hex 5/8" Self Locking NC	A/R
	B148726	H148726	Sprocket - Track Drive	2

1.654" Pitch Accessories, continued

Part	Ballantine Part No.	Astec Part No.	Description	Req'd
	B545160	86988970	Track - Assembly 10" Cleat 40 Pads	2
	B509992	H509992	Coupling - Hydraulic Flexible Couple	1
	B033829	H33829	Bracket - Boom End Idler Sprocket (Outer Casting)	1
	B509836	N/A	Bracket - Boom End & Spring Assembly (No Sprocket) Includes B033829, B034199, B056713, B509349 & B742825	1
	B742825	38-12432	Pin - Roll 3/8" X 2"	1
	B056713	H56713	Spring - Boom End Idler Sprocket	1
	B034199	H34199	Washer - Spring Retaining	1
	B509349	H509349	Shaft - Spring Guide End Sprocket	1
not shown	B563254	H563254	Cylinder - Track Adjusting Assembly	AR
	B033563	H33563	Sprocket - Idler & Boom End	1
	B503664	H503664	Sprocket - Assembly Idler & Boom End Includes B033563, B747139 & B033837	1
	B747139	H747139	Bearing - Sealed	1
	B033837	H33837	Ring - Retaining Bearing	1

1.654" Pitch Accessories, continued

Part	Ballantine Part No.	Astec Part No.	Description	Req'd
	B232645	H232645	Bushing - Square 1 1/8" Idler Shaft	1
	B711432	413-1048	Bolt - 5/8" NC X 3"	1
	B737494	230-41110	Nut - 5/8" NC Lock Nut	1
	B738658	495-21069	Washer - Flat 5/8" (Used on Intermediate Sprockets)	AR
	B560565	H560565	Boom - Sprocket 26" Dig Depth 56 Pitches of Chain	1
not shown	B560904	NA	Boom - Sprocket Assembly (B560565) Includes B711432, B737494, B033563, B033837, B232645, B560565, B747139	1
	B560573	H560573	Boom - Sprocket 40" Dig Depth 76 Pitches of Chain	1
not shown	B560912	NA	Boom - Sprocket Assembly (B560573) Includes B711432, B737494, B033563, B033837, B232645, B560573, B747139	1
	B560938	H560938	Boom - Sprocket 45" Dig Depth 84 Pitches of Chain	1
not shown	B560946	NA	Boom - Sprocket Assembly (B560938) Includes B711432, B737494, B033563, B033837, B232645, B560938, B747139	1
not shown	B567818	H567818	Boom - Sprocket 54" Dig Depth 96 Pitches of Chain (Two Brackets)	1
not shown	B567834	NA	Boom - Sprocket Assembly (B567818) Includes B711432, B737494, B033563, B033837, B232645, B567818, B747139	1
not shown	B567826	H567826	Boom - Sprocket 66" Dig Depth 116 Pitches of Chain (Two Brackets)	1
not shown	B567842	NA	Boom - Sprocket Assembly (B567826) Includes B711432, B737494, B033563, B033837, B232645, B567826, B747139	1

1.654" Pitch Accessories, continued

Part	Ballantine Part No.	Astec Part No.	Description	Req'd
	B615559	H615559	Boom - Channel 26" Dig Depth 56 Pitches of Chain	1
	B615492	H615492	Boom - Channel 40" Dig Depth 76 Pitches of Chain	1
	B615419	H615419	Boom - Channel 45" Dig Depth 84" Pitches of Chain	1
	B615476	H615476	Boom - Channel 54" Dig Depth 96 Pitches of Chain	1
	B615450	H615450	Boom - Channel 66" Dig Depth 116 Pitches of Chains	1



**RT60,
RT130, RT160**

Ballantine, Inc.

Bare Chain					
	4 Pitch	2 Pitch	4 Pitch	ABF	Premium ABF
Dig Depth	564-4	564-2	TA1654-4	TA1654-2	TA1654HD-2
24" Channel Boom	ZB1640400B13	ZB1640200B26	B1370400B13	ZW16500B26	TA1654HD00B26
24" Rock Boom	ZB1640400B14	ZB1640200B28	B1370400B14	ZW16500B28	TA1654HD00B28
30"	ZB1640400B16	ZB1640200B31	B1370400B16	ZW16500B31	TA1654HD00B31
36"	ZB1640400B18	ZB1640200B36	B1370400B18	ZW16500B36	TA1654HD00B36
42"	ZB1640400B20	ZB1640200B40	B1370400B20	ZW16500B40	TA1654HD00B40



Cup Cutter Assembly						
		4 Pitch	2 Pitch	4 Pitch	ABF	Premium ABF
4" Cup Assembly	Dig Depth	564-4	564-2	TA1654-4	TA1654-2	TA1654HD-2
	24" Channel Boom	ZB16404413	ZB16404226	D137044C13	ZW16504226	ZW1654HD04226
	24" Rock Boom	ZB16404414	ZB16404228	D137044C14	ZW16504228	ZW1654HD04228
	30"	ZB16404416	ZB16404231	D137044C16	ZW16504231	ZW1654HD04231
	36"	ZB16404418	ZB16404236	D137044C18	ZW16504236	ZW1654HD04236
	42"	ZB16404420	ZB16404240	D137044C20	ZW16504240	ZW1654HD04240
6" Cup Assembly	Dig Depth	564-4	564-2	TA1654-4	TA1654-2	TA1654HD-2
	24" Channel Boom	ZB16406413	ZB16406226	D137064C13	ZW16506226	ZW1654HD06226
	24" Rock Boom	ZB16406414	ZB16406228	D137064C14	ZW16506228	ZW1654HD06228
	30"	ZB16406416	ZB16406231	D137064C16	ZW16506231	ZW1654HD06231
	36"	ZB16406418	ZB16406236	D137064C18	ZW16506236	ZW1654HD06236
	42"	ZB16406420	ZB16406240	D137064C20	ZW16506240	ZW1654HD06240




Terminator Combo

		4 Pitch	2 Pitch	4 Pitch	ABF	Premium ABF
4" Terminator Combo	Dig Depth		564-2		TA1654-2	TA1654HD-2
	24" Channel Boom		ZB164042TM26		T165404M26	T1654HD04M26
	24" Rock Boom		ZB164042TM28		T165404M28	T1654HD04M28
	30"		ZB164042TM31		T165404M31	T1654HD04M31
	36"		ZB164042TM36		T165404M36	T1654HD06M36
	42"		ZB164042TM40		T165404M40	T1654HD06M40
6" Terminator Combo	Dig Depth		564-2		TA1654-2	TA1654HD-2
	24" Channel Boom		ZB164062TM26		T165406M26	T1654HD06M26
	24" Rock Boom		ZB164062TM28		T165406M28	T1654HD06M28
	30"		ZB164062TM31		T165406M31	T1654HD06M31
	36"		ZB164062TM36		T165406M36	T1654HD06M36
	42"		ZB164062TM40		T165406M40	T1654HD06M40



Rock & Frost Combo

		4 Pitch	2 Pitch	4 Pitch	ABF	Premium ABF
4" Rock & Frost Combo	Dig Depth		564-2		TA1654-2	TA1654HD-2
	24" Channel Boom		ZB164042RM26		ZW16504M26	TA1654HD04M26
	24" Rock Boom		ZB164042RM28		ZW16504M28	TA1654HD04M28
	30"		ZB164042RM31		ZW16504M31	TA1654HD04M31
	36"		ZB164042RM36		ZW16504M36	TA1654HD04M36
	42"		ZB164042RM40		ZW16504M40	TA1654HD04M40
6" Rock & Frost Combo	Dig Depth		564-2		TA1654-2	TA1654HD-2
	24" Channel Boom		ZB164062RM26		ZW16506M26	TA1654HD06M26
	24" Rock Boom		ZB164062RM28		ZW16506M28	TA1654HD06M28
	30"		ZB164062RM31		ZW16506M31	TA1654HD06M31
	36"		ZB164062RM36		ZW16506M36	TA1654HD06M36
	42"		ZB164062RM40		ZW16506M40	TA1654HD06M40



Bolt on Terminator						
		4 Pitch	2 Pitch	4 Pitch	ABF	Premium ABF
4" Bolt On Terminator	Dig Depth		564-2		TA1654-2	TA1654HD-2
	24" Channel Boom		ZB164042T26		T1654042T26	T1654HD04T26
	24" Rock Boom		ZB164042T28		T1654042T28	T1654HD04T28
	30"		ZB164042T31		T1654042T31	T1654HD04T31
	36"		ZB164042T36		T1654042T36	T1654HD04T36
	42"		ZB164042T40		T1654042T40	T1654HD04T40
6" Bolt On Terminator	Dig Depth		564-2		TA1654-2	TA1654HD-2
	24" Channel Boom		ZB164062T26		T1654062T26	T1654HD06T26
	24" Rock Boom		ZB164062T28		T1654062T28	T1654HD06T28
	30"		ZB164062T31		T1654062T31	T1654HD06T31
	36"		ZB164062T36		T1654062T36	T1654HD06T36
	42"		ZB164062T40		T1654062T40	T1654HD06T40



Bolt on Rock & Frost						
		4 Pitch	2 Pitch	4 Pitch	ABF	Premium ABF
4" Bolt On Rock & Frost	Dig Depth		564-2		TA1654-2	TA1654HD-2
	24" Channel Boom		ZB164042R26		ZW16504R26	TA1654HD04R26
	24" Rock Boom		ZB164042R28		ZW16504R28	TA1654HD04R28
	30"		ZB164042R31		ZW16504R31	TA1654HD04R31
	36"		ZB164042R36		ZW16504R36	TA1654HD04R36
	42"		ZB164042R40		ZW16504R40	TA1654HD04R40
6" Bolt On Rock & Frost	Dig Depth		564-2		TA1654-2	TA1654HD-2
	24" Channel Boom		ZB164062R26		ZW16506R26	TA1654HD06R26
	24" Rock Boom		ZB164062R28		ZW16506R28	TA1654HD06R28
	30"		ZB164062R31		ZW16506R31	TA1654HD06R31
	36"		ZB164062R36		ZW16506R36	TA1654HD06R36
	42"		ZB164062R40		ZW16506R40	TA1654HD06R40



W e l d e d T e r m i n a t o r










		4 Pitch	2 Pitch	4 Pitch	ABF	Premium ABF
4" Welded Terminator	Dig Depth					TA1654HD-2
	24" Channel Boom					SH165404S26
	24" Rock Boom					SH165404S28
	30"					SH165404S31
	36"					SH165404S36
	42"					SH165404S40
6" Welded Terminator	Dig Depth					TA1654HD-2
	24" Channel Boom					SH165406S26
	24" Rock Boom					SH165406S28
	30"					SH165406S31
	36"					SH165406S36
	42"					SH165406S40



W e l d e d A l l i g a t o r

		4 Pitch	2 Pitch	4 Pitch	ABF	ABF
4" Welded Alligator	Dig Depth					TA1654HD-2
	24" Channel Boom					AL16540426
	24" Rock Boom					AL16540428
	30"					AL16540431
	36"					AL16540436
	42"					AL16540440
6" Welded Alligator	Dig Depth					TA1654HD-2
	24" Channel Boom					AL16540626
	24" Rock Boom					AL16540628
	30"					AL16540631
	36"					AL16540636
	42"					AL16540640


1.654" Pitch Accessories

Part	Ballantine Part No.	Astec Part No.	Description	Req'd
	B404004	H404004	Sprocket - Drive 10 Tooth 5/16" Keyway	1
	B404012	H404012	Key - 5/16" X 27/32"	1
	B034439	H34439	Bolt - U, Auger Retainer	1
	B738039	232-4118	Nut - Lock 1/2"-13 GC, Hex, Self Locking 1/2" NC	2
	B033563	H33563	Sprocket - Idler 10 Tooth	AR
	B503664	H503664	Sprocket - Idler Assembly 10 Tooth Includes B033563, B747139 & B033837	AR
	B747139	H747139	Bearing - Square Hole, Sealed 1 1/8" ID	1
	B033837	H33837	Ring - Snap, Bearing Retaining	1
	B232645	H232645	Bushing - Square 1 1/8"	1

1.654" Pitch Accessories, continued

Part	Ballantine Part No.	Astec Part No.	Description	Req'd
	B350785	H350785	Shield - Dirt	2
	B738658	495-11066	Washer - Flat 5/8"	AR
	B711432	413 1048	Bolt - Hex 5/8" NC x 3"	1
	B737494	230-42110	Nut - Hex Self-Locking 5/8" - 11 NC	1
	B437530	H437530	Roller - 8" OD	1
not shown	B437530A	NA	Roller - 8" OD Assembly Includes B437530 & F20543	1
	F20543	F20543	Bearing - Ball, For Roller	1
	B738658	496-21041	Washer - Flat 5/8"	AR

1.654" Pitch Accessories

Part	Ballantine Part No.	Astec Part No.	Description	Req'd
	B069773	H69773	Sprocket - Split Drive 10 Tooth 1 5/8" Bore	1

Chain Components

for Maxi-Sneaker, TF300, RT60, RT130 & RT160

TA1654-2 & TA1654-4

pg 38 - 40

564-2 and 564-4

pg 41 - 43







TA1654HD-2

pg 44 - 45

TA1654-2 & TA1654-4 Chain

Part	Ballantine Part No.	Astec Part No.	Description	Req'd
	TA1654-2		°Chain - Trench-All 1.654" Every 2nd Bare One Pitch	AR
	TA1654-4		Chain - Trench-All 1.654" Every 4th Bare One Pitch	AR
	TA1654PC		Chain - Pin & Keeper	AR
not shown	B135007		Chain - Cotter Key	AR
	TA1654RPL		Chain - Repair Section W/2 Pins	AR
	TA1654RL		Chain - Roller Link	AR
	6655759	183138A1	Cutter - Cup Right Hand Low Profile 3-1/8" Tall	AR
	6655760	183139A1	Cutter - Cup Left Hand Low Profile 3 1/8" Tall	AR
	B136024		Cutter - Cup Right Hand 3-3/8" Tall	AR
	B136025		Cutter - Cup Left Hand 3-3/8" Tall	AR

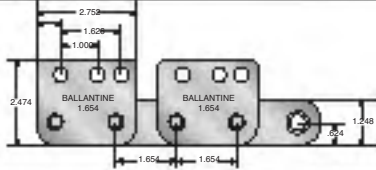
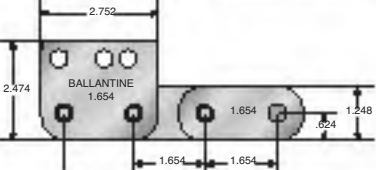



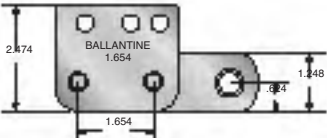
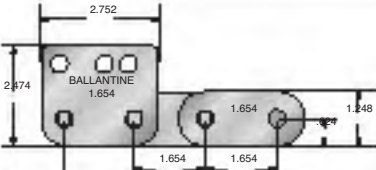

TA1654-2 & TA1654-4 Chain, continued

Part	Ballantine Part No.	Astec Part No.	Description	Req'd
	6576368	183080A1	Spacer - Tube 1.224" Cup Cutter Mounted Inside	AR
	B135320	183108A1	Spacer - Tube 1.424" Full I. D. of Chain Mounts on Outside	AR
	B135319	B135319	Spacer - Tube .899" Carbide Adaptor Mounted Inside	AR
	38242348		Bolt - 3/8" - 24 X 2 3/4" GR 8 (Cup Mount Outside)	AR
	38242128		Bolt - 3/8" - 24 X 2 1/2" GR 8 (All Inside Mount)	AR
	382438		Bolt - 3/8" - 24 X 3" GR 8 (Terminator & R/F Outside Mount)	AR
	38243148		Bolt - 3/8" - 24 X 3 1/4" GR 8 (Cup Cutter 6")	AR
	382448		Bolt - 3/8" - 24 X 4" GR 8 (Carbide Holder 6" Cut)	AR
	38244128		Bolt - 3/8" - 24 X 4 1/2" GR 8 (Cup 12" Adaptor)	AR
	382458		Bolt - 3/8" - 24 X 5" GR 8 (Carbide 12" Cut)	AR
	38LN		Nut - 3/8" - 24	AR
	38LW		Washer - 3/8" Lock	AR
	BL1654-5	ZWB1165-5	Adaptor - Flat 5" Cut - 1/2" Thick	AR
	BL1654-6	ZWB1165-6	Adaptor - Flat 6" Cut - 1" Thick	AR
	PL1115-8	ZWPL115-8	Adaptor - 8" Cut OAL 4 3/4"	AR
	PL1115-10	NA	Adaptor - 10" Cut OAL 6 3/4"	AR
	PL1115-12	NA	Adaptor - 12" Cut OAL 8 3/4"	AR
	PL1115-14	NA	Adaptor - 14" Cut OAL 10 3/4"	AR
	PL1115-16	NA	Adaptor - 16" Cut OAL 12 3/4"	AR

Maxi Sneaker • TF300 • RT160 • RT130 • RT160 • RT160

TA1654-2 & TA1654-4 Chain, continued

Part	Ballantine Part No.	Astec Part No.	Description	Req'd
	B135316	183079A1	Holder - Rotary Bit Straight	AR
	B135317	183077A1	Holder - Rotary Bit Left Hand	AR
	B135318	183078A1	Holder - Rotary Bit Right Hand	AR
	B17	183109A1	Bit - Rotary Carbide	AR
	B17D	183108A1	Bit - Clip	AR
	T165404C	NA	Cutter - Terminator Straight	AR
	T165404L	NA	Cutter - Terminator Left Hand	AR
	T165404R	NA	Cutter - Terminator Right Hand	AR

Part	Ballantine Part No.	Astec Part No.	Description	Req'd
	564-2	ZB164	Chain - 1.654" Every 2nd Bare Chain One Pitch	AR
	564-4	ZB164	Chain - 1.654" Every 4th Bare Chain One Pitch	AR
	B208454	H208454	Chain - Pin W/Keeper	AR
not shown	B135007	H085274	Chain - Cotter Key	AR
	B564815	H564815	Chain - Connector Link	AR
	B564815-2		Chain - Connector Link Tooth Attaching Point	AR
	ZB1640200B01		Chain - Repair Section W/2 Pins	AR
	ZB1640400B01	H564633	Chain - Repair Section W/2 Pins	AR
	B208462	H208462	Chain - 1/2 Link	AR

564-2 & 564-4 Chain, continued

Part	Ballantine Part No.	Astec Part No.	Description	Req'd
	6655759	183138A1	Cutter - Cup Right Hand Low Profile 3 1/8" Tall	AR
	6655760	183139A1	Cutter - Cup Left Hand Low Profile 3 1/8" Tall	AR
	B208363	188749A1	Cutter - Left Hand 4 1/4" Tall	AR
	B208371	188750A1	Cutter - Right Hand 4 1/4" Tall	AR
	B208355	H208355	Spacer - Flat 5/16" thick	AR
	B208439	H208439	Adaptor - 8" Cut OAL 4 3/4"	AR
	B208477	H208447	Adaptor - 10" Cut OAL 6 1/4"	AR
	B564781	H564781	Adaptor - 12" Cut OAL 8 1/4"	AR
	B564799	H564799	Adaptor - 14" Cut OAL 10 1/4"	AR
	B564807	H564807	Adaptor - 16" Cut OAL 12 1/4"	AR

Part	Ballantine Part No.	Astec Part No.	Description	Req'd
	B135316	183079A1	Holder - Rotary Bit Straight	AR
	B135317	183077A1	Holder - Rotary Bit Left Hand	AR
	B135318	183078A1	Holder - Rotary Bit Right Hand	AR
	B17	183109A1	Bit - Rotary Carbide	AR
	B17D	183108A1	Bit - Clip	AR
	T165404C	N/A	Cutter - Terminator Straight	AR
	T165404L	N/A	Cutter - Terminator Left Hand	AR
	T165404R	N/A	Cutter - Terminator Right Hand	AR
	3824788		Bolt - 3/8" - 24 X 7/8" GR 8	AR
	38241148		Bolt - 3/8" - 24 X 1 1/4" GR 8	AR
	38243148		Bolt - 3/8" - 24 X 3 1/4" GR 8 (Cup Cutter 6")	AR
	38LN		Nut - 3/8" - 24	AR
	B138009		Spacer - Tube (Outside Mount)	AR
	B136032S		Spacer - Tube (Cup Inside)	AR
	B138010		Spacer - Tube (Carbide Inside)	AR

Part	Ballantine Part No.	Astec Part No.	Description	Req'd
	B17	183109A1	Bit - Rotary Carbide	AR
	B17D	183108A1	Bit - Clip	AR
	T165404C	N/A	Cutter - Terminator Straight	AR
	T165404L	N/A	Cutter - Terminator Left Hand	AR
	T165404R	N/A	Cutter - Terminator Right Hand	AR
	BL1654-5	ZWB1165-5	Adaptor - Flat 5" 1/2" Thick	AR
	BL1654-6	ZWB1165-6	Adaptor - Flat 6" 1" Thick	AR
	PL1654HD8	N/A	Adaptor - 8" Cut OAL 4 3/4"	AR
	PL1654HD10	N/A	Adaptor - 10" Cut OAL 6 3/4"	AR
	PL1654HD12	N/A	Adaptor - 12" Cut OAL 8 3/4"	AR
	PL1654HD14	N/A	Adaptor - 14" Cut OAL 10 3/4"	AR
	PL1654HD16	N/A	Adaptor - 16" Cut OAL 12 3/4"	AR

Mid-sized Riders

RT360

Chain Options | pg 50 - 54

Hard Parts | pg 55 - 58

RT460 & 560

Direct Drive and Planetary Drive

Direct Drive Chain Options | pg 60 - 64

Planetary Drive Chain Options | pg 65 - 69

Hard Parts | pg 70 - 72

Chain Section

2.609 & 2.609ABF-2 | pg 74 - 76

TA265 | pg 77 - 79

TA3.075 | pg 80 - 82



RT360

Ballantine, Inc.

Bare Chain					
Bare Chain	4 Pitch	ABF	2 Pitch	ABF	Premium ABF
Dig Depth	2 - 4	2ABF	2609-2	2609ABF-2	TA265-2
36"	B2000400B16	B2ABF00B31	ZB26000B24	ZF26000B24	ZW26500B24
48"	B2000400B19	B2ABF00B38	ZB26000B29	ZF26000B29	ZW26500B29
60"	B2000400B22	B2ABF00B44	ZB26000B34	ZF26000B34	ZW26500B34



Cup Cutter Assembly						
		4 Pitch	ABF	2 Pitch	ABF	Premium ABF
6" Cup Assembly	Dig Depth	2 - 4	2ABF	2609-2	2609ABF-2	TA265-2
	36"	B2000406C16	B2ABF06C31	ZB26006224	ZF26006224	ZW26506224
	48"	B2000406C19	B2ABF06C38	ZB26006229	ZF26006229	ZW26506229
	60"	B2000406C22	B2ABF06C44	ZB26006234	ZF26006234	ZW26506234
8" Cup Assembly	Dig Depth	2 - 4	2ABF	2609-2	2609ABF-2	TA265-2
	36"	B2000408C16	B2ABF08C31	ZB26008224	ZF26008224	ZW26508224
	48"	B2000408C19	B2ABF08C38	ZB26008229	ZF26008229	ZW26508229
	60"	B2000408C22	B2ABF08C44	ZB26008234	ZF26008234	ZW26508234
10" Cup Assembly	Dig Depth	2 - 4	2ABF	2609-2	2609ABF-2	TA265-2
	36"	B2000410C16	B2ABF10C31	ZB26010224	ZF26010224	ZW26510224
	48"	B2000410C19	B2ABF10C38	ZB26010229	ZF26010229	ZW26510229
	60"	B2000410C22	B2ABF10C44	ZB26010234	ZF26010234	ZW26510234
12" Cup Assembly	Dig Depth	2 - 4	2ABF	2609-2	2609ABF-2	TA265-2
	36"	B2000412C16	B2ABF12C31	ZB26012224	ZF26012224	ZW26512224
	48"	B2000412C19	B2ABF12C38	ZB26012229	ZF26012229	ZW26512229
	60"	B2000412C22	B2ABF12C44	ZB26012234	ZF26012234	ZW26512234



Terminator Combo


		4 Pitch	ABF	2 Pitch	ABF	Premium ABF
6" Terminator Combo	Dig Depth		2ABF		2609ABF-2	TA265-2
	36"		T2ABF06M31		ZF26006C24	ZW26506C24
	48"		T2ABF06M38		ZF26006C29	ZW26506C29
	60"		T2ABF06M44		ZF26006C34	ZW26506C34
8" Terminator Combo	Dig Depth		2ABF		2609ABF-2	TA265-2
	36"		T2ABF08M31		ZF26008C24	ZW26508C24
	48"		T2ABF08M38		ZF26008C29	ZW26508C29
	60"		T2ABF08M44		ZF26008C34	ZW26508C34
10" Terminator Combo	Dig Depth		2ABF		2609ABF-2	TA265-2
	36"		T2ABF10M31		ZF26010C24	ZW26510C24
	48"		T2ABF10M38		ZF26010C29	ZW26510C29
	60"		T2ABF10M44		ZF26010C34	ZW26510C34



R o c k & F r o s t C o m b o						
		4 Pitch	ABF	2 Pitch	ABF	Premium ABF
6" Rock & Frost Combo	Dig Depth		2ABF		2609ABF-2	TA265-2
	36"		B2ABF06M31		ZF26006M24	ZW26506M24
	48"		B2ABF06M38		ZF26006M29	ZW26506M29
	60"		B2ABF06M44		ZF26006M34	ZW26506M34
8" Rock & Frost Combo	Dig Depth		2ABF		2609ABF-2	TA265-2
	36"		B2ABF08M31		ZF26008M24	ZW26508M24
	48"		B2ABF08M38		ZF26008M29	ZW26508M29
	60"		B2ABF08M44		ZF26008M34	ZW26508M34
10" Rock & Frost Combo	Dig Depth		2ABF		2609ABF-2	TA265-2
	36"		B2ABF10M31		ZF26010M24	ZW26510M24
	48"		B2ABF10M38		ZF26010M29	ZW26510M29
	60"		B2ABF10M44		ZF26010M34	ZW26510M34



K e r f A s s e m b l y						
		4 Pitch	ABF	2 Pitch	ABF	Premium ABF
6" Kerf Assembly	Dig Depth				2609ABF-2	TA265-2
	36"				ZF26006K24	ZW26506K24
	48"				ZF26006K29	ZW26506K29
	60"				ZF26006K34	ZW26506K34
8" Kerf Assembly	Dig Depth				2609ABF-2	TA265-2
	36"				ZF26008K24	ZW26508K24
	48"				ZF26008K29	ZW26508K29
	60"				ZF26008K34	ZW26508K34



Bolt on Terminator						
		4 Pitch	ABF	2 Pitch	ABF	Premium ABF
6" Bolt On Terminator	Dig Depth		2ABF		2609ABF-2	TA265-2
	36"		T2ABF0631		ZF26006T24	ZW26506T24
	48"		T2ABF0638		ZF26006T29	ZW26506T29
	60"		T2ABF0644		ZF26006T34	ZW26506T34
8" Bolt On Terminator	Dig Depth		2ABF		2609ABF-2	TA265-2
	36"		T2ABF0831		ZF26008T24	ZW26508T24
	48"		T2ABF0838		ZF26008T29	ZW26508T29
	60"		T2ABF0844		ZF26008T34	ZW26508T34
10" Bolt On Terminator	Dig Depth		2ABF		2609ABF-2	TA265-2
	36"		T2ABF1031		ZF26010T24	ZW26510T24
	48"		T2ABF1038		ZF26010T29	ZW26510T29
	60"		T2ABF1044		ZF26010T34	ZW26510T34



Bolt on Rock & Frost						
		4 Pitch	ABF	2 Pitch	ABF	Premium ABF
6" Bolt On Rock & Frost	Dig Depth		2ABF		2609ABF-2	TA265-2
	36"		B2ABF06R31		ZF26006R24	ZW26506R24
	48"		B2ABF06R38		ZF26006R29	ZW26506R29
	60"		B2ABF06R44		ZF26006R34	ZW26506R34
8" Bolt On Rock & Frost	Dig Depth		2ABF		2609ABF-2	TA265-2
	36"		B2ABF08R31		ZF26008R24	ZW26508R24
	48"		B2ABF08R38		ZF26008R29	ZW26508R29
	60"		B2ABF08R44		ZF26008R34	ZW26508R34
10" Bolt On Rock & Frost	Dig Depth		2ABF		2609ABF-2	TA265-2
	36"		B2ABF10R31		ZF26010R24	ZW26510R24
	48"		B2ABF10R38		ZF26010R29	ZW26510R29
	60"		B2ABF10R44		ZF26010R34	ZW26510R34





W e l d e d T e r m i n a t o r						
		4 Pitch	ABF	2 Pitch	ABF	Premium ABF
6" Welded Terminator	Dig Depth					TA265-2
	36"					ZW26506S24
	48"					ZW26506S29
	60"					ZW26506S34
8" Welded Terminator	Dig Depth					TA265-2
	36"					ZW26508S24
	48"					ZW26508S29
	60"					ZW26508S34














H - P l a t e						
		4 Pitch	ABF	2 Pitch	ABF	Premium ABF
6" H-Plate	Dig Depth					TA265-2
	36"					ZW26506H24
	48"					ZW26506H29
	60"					ZW26506H34
8" H-Plate	Dig Depth					TA265-2
	36"					ZW26508H24
	48"					ZW26508H29
	60"					ZW26508H34

2.609" - 2648" Pitch Accessories

Part	Ballantine Part No.	Astec Part No.	Description	Req'd
	B148569	H148569	Sprocket - Split Drive 9 Tooth	1
	328-636	114-255	Bolt - Hex 3/8" NF X 2 1/4" GR 8	8
	232-4616	232-4616	Nut - Hex 3/8" NF Self Locking	8
	B114025	H114025	Hub - Drive Sprocket	1
	B150185	H150185	Sprocket - Driven 45 Tooth, #80 Chain	1
not shown	B150375	H150375	Washer - Thrust	1
	B749283	H749283	Seal - Grease	1
	B748228	H748228	Bearing - Needle Pivot	1
	B150169	H150169	Washer - Thrust	1
	B034488	H34488	Key - 3/8" X 1 1/2"	1
	B541011	H541011	Shaft - Drive Assembly Includes B114066	1
	B114066	H114066	Bushing - Sleeve	1
	B115816	H115816	Key - 1/2" x 3 1/4"	1
	B551523	H551523	Auger - Dirt	1








2.609 "- 2648" Pitch Accessories, coninued

Part	Ballantine Part No.	Astec Part No.	Description	Req'd
	B748228	H748228	Bearing - Needle, Pivot	1
	B150169	H150169	Washer - Thrust	1
	B748087	H748087	Bearing - Needle, Pivot	1
	B114256	H114256	Sprocket - Driven 12 Tooth, #80 Chain	1
	B747436	H747436	Sprocket - Driven Idler 12 Tooth, #80 Chain	1
	B753319	H753319	Chain - #80	1
	B115683	H115683	Sprocket - Idler	AR
not shown	B531251	NA	Sprocket - Idler Assembly Includes B115683, B033837 & B749139	AR
	B747139	H747139	Bearing	AR
	B033837	H33837	Ring - Snap Bearing Retaining	AR
	B117606	H117606	Washer	AR
	B251033	H251033	Shaft - Idler	AR

2.609 "- 2648" Pitch Accessories, continued

Part	Ballantine Part No.	Astec Part No.	Description	Req'd
	5811128	413-1072	Bolt - Hex 5/8-11(NC) X 4 1/2"	AR
	B738054	232-41110	Nut - Hex 5/8"-11 (NC) Self Locking	AR
not shown	B531384	N/A	Roller - Assembly Includes B115261 & B747444	1
	B115261	H115261	Roller - Outer	1
	B747444	H747444	Bearing	1
	B090787	H90787	Bolt - Spreader Outer Casting	2
	B115238	H115238	Spring - Retainer Spring Front	2
	B101998	H101998	Spring - Adjusting	1
	B119164	H119164	Spring - Retainer Spring Rear	1
	B737494	230-41110	Nut - Lock 5/8"-11	2
	B119172	H119172	Pin - Clevis Coupling	1
	B742395	138-138	Pin - Roll 1/4"X 1 1/2"	1
	B115196	H115196	Bearing - Plate	1
	B115188	H115188	Plunger - Rod	1

2.609 "- 2648" Pitch Accessories, continued

Part	Ballantine Part No.	Astec Part No.	Description	Req'd
	B749341	H755009	Ring - Backup	1
	B748871	H748871	Ring - Plunger Rod Seal	1
	B115204	H115204	Casting - Boom End Roller	1
not shown	B531087	H531087	Boom End Assembly Includes B737494, B090787, B101998, B114728, B115188, B115196, B115204, B115238, B115246, B115261, B117598, B119164, B119172, B742395, B742866, B745398, B747444, B748871 & 749341	1
	B114728	H114728	Plug - Pipe	1
	B117598	H117598	Washer - Spacer	2
	B115246	H115246	Shaft - Square Used On B531087 Boom End Assembly	1
	B742866	138-180	Pin - 3/8" X 2 1/2" Used on B531087	2



**RT460 & 560
Direct Drive &
Planetary Drive**

Ballantine, Inc.

Bare Chain					
		ABF	2 Pitch	ABF	Premium ABF
Dig Depth		2ABF-2	2609-2	2609ABF-2	TA265-2
	48"	B2ABF00B38	ZB26000B29	ZF26000B29	ZW26500B29
	60"	B2ABF00B44	ZB26000B34	ZF26000B34	ZW26500B34




Cup Cutter Assembly					
		ABF	2 Pitch	ABF	Premium ABF
6" Cup Assembly	Dig Depth	2ABF-2	2609-2	2609ABF-2	TA265-2
	48"	B2ABF06C38	ZB26006229	ZF26006229	ZW26506229
	60"	B2ABF06C44	ZB26006234	ZF26006234	ZW26506234
8" Cup Assembly	Dig Depth	2ABF-2	2609-2	2609ABF-2	TA265-2
	48"	B2ABF08C38	ZB26008229	ZF26008229	ZW26508229
	60"	B2ABF08C44	ZB26008234	ZF26008234	ZW26508234
10" Cup Assembly	Dig Depth	2ABF-2	2609-2	2609ABF-2	TA265-2
	48"	B2ABF10C38	ZB26010229	ZF26010229	ZW26510229
	60"	B2ABF10C44	ZB26010234	ZF26010234	ZW26510234
12" Cup Assembly	Dig Depth	2ABF-2	2609-2	2609ABF-2	TA265-2
	48"	B2ABF12C38	ZB26012229	ZF26012229	ZW26512229
	60"	B2ABF12C44	ZB26012234	ZF26012234	ZW26512234



Terminator Combo					
		ABF	2 Pitch	ABF	Premium ABF
6" Terminator Combo	Dig Depth	2ABF-2		2609ABF-2	TA265-2
	48"	T2ABF06M38		ZF26006C29	ZW26506C29
	60"	T2ABF06M44		ZF26006C34	ZW26506C34
8" Terminator Combo	Dig Depth	2ABF-2		2609ABF-2	TA265-2
	48"	T2ABF08M38		ZF26008C29	ZW26508C29
	60"	T2ABF08M44		ZF26008C34	ZW26508C34
10" Terminator Combo	Dig Depth	2ABF-2		2609ABF-2	TA265-2
	48"	T2ABF10M36		ZF26010C29	ZW26510C29
	60"	T2ABF10M44		ZF26010C34	ZW26510C34



Rock & Frost Combo					
		ABF	2 Pitch	ABF	Premium ABF
6" Rock & Frost Combo	Dig Depth	2ABF-2		2609ABF-2	TA265-2
	48"	B2ABF06M38		ZF26006M29	TA26506M29
	60"	B2ABF06M44		ZF26006M34	TA26506M34
8" Rock & Frost Combo	Dig Depth	2ABF-2		2609ABF-2	TA265-2
	48"	B2ABF08M38		ZF26008M29	ZW26508M29
	60"	B2ABF08M44		ZF26008M34	ZW26508M34
10" Rock & Frost Combo	Dig Depth	2ABF-2		2609ABF-2	TA265-2
	48"	B2ABF10M38		ZF26010M29	ZW26510M29
	60"	B2ABF10M44		ZF26010M34	ZW26510M34



B o l t o n T e r m i n a t o r					
		ABF	2 Pitch	ABF	Premium ABF
6" Bolt On Terminator	Dig Depth	2ABF-2		2609ABF-2	TA265-2
	48"	T2ABF0638		ZF26006T29	ZW26506T29
	60"	T2ABF0644		ZF26006T34	ZW26506T34
8" Bolt On Terminator	Dig Depth	2ABF-2		2609ABF-2	TA265-2
	48"	T2ABF0838		ZF26008T29	ZW26508T29
	60"	T2ABF0844		ZF26008T34	ZW26508T34
10" Bolt On Terminator	Dig Depth	2ABF-2		2609ABF-2	TA265-2
	48"	T2ABF1038		ZF26010T29	ZW26510T29
	60"	T2ABF1044		ZF26010T34	ZW26510T34



B o l t o n R o c k & F r o s t					
		ABF	2 Pitch	ABF	Premium ABF
6" Bolt On Rock & Frost	Dig Depth	2ABF-2		2609ABF-2	TA265-2
	48"	B2ABF06R38		ZF26006R29	ZW26506R29
	60"	B2ABF06R44		ZF26006R34	ZW26506R34
8" Bolt On Rock & Frost	Dig Depth	2ABF-2		2609ABF-2	TA265-2
	48"	B2ABF08R38		ZF26008R29	ZW26508R29
	60"	B2ABF08R44		ZF26008R34	ZW26508R34
10" Bolt On Rock & Frost	Dig Depth	2ABF-2		2609ABF-2	TA265-2
	48"	B2ABF10R38		ZF26010R29	ZW26510R29
	60"	B2ABF10R44		ZF26010R34	ZW26510R34



Kerf Assembly					
		ABF	2 Pitch	ABF	Premium ABF
6" Kerf Assembly	Dig Depth			2609ABF-2	TA265-2
	48"			ZF26006K29	ZW26506K29
	60"			ZF26006K34	ZW26506K34
8" Kerf Assembly	Dig Depth			2609ABF-2	TA265-2
	48"			ZF26008K29	ZW26508K29
	60"			ZF26008K34	ZW26508K34



Welded Terminator					
		ABF	2 Pitch	ABF	Premium ABF
6" Welded Terminator	Dig Depth				TA265-2
	48"				ZW26506S29
	60"				ZW26506S34
8" Welded Terminator	Dig Depth				TA265-2
	48"				ZW26508S29
	60"				ZW26508S34



H - P l a t e					
		ABF	2 Pitch	ABF	Premium ABF
6" H-Plate	Dig Depth				TA265-2
	48"				ZW26506H29
	60"				ZW26506H34
8" H-Plate	Dig Depth				TA265-2
	48"				ZW26508H29
	60"				ZW26508H34

B a r e C h a i n

	ABF	2 Pitch	ABF	Premium ABF	Premium ABF
Dig Depth	2ABF-2	2609-2	2609ABF-2	TA265-2	TA3075-2
48"	B2ABF00B46	ZB26000B35	ZF26000B35	ZW26500B35	ZW30700B30
60"	B2ABF00B52	ZB26000B40	ZF26000B40	ZW26500B40	ZW30700B35
72" 560	B2ABF00B59	ZB26000B45	ZF26000B45	ZW26500B45	



C u p C u t t e r A s s e m b l y


		ABF	2 Pitch	ABF	Premium ABF	Premium ABF
6" Cup Assembly	Dig Depth	2ABF-2	2609-2	2609ABF-2	TA265-2	TA3075-2
	48"	B2ABF06C46	ZB26006235	ZF26006235	ZW26506235	ZW30706230
	60"	B2ABF06C52	ZB26006240	ZF26006240	ZW26506240	ZW30706235
	72" 560	B2ABF06C59	ZB26006245	ZF26006245	ZW26506245	
8" Cup Assembly	Dig Depth	2ABF-2	2609-2	2609ABF-2	TA265-2	TA3075-2
	48"	B2ABF08C46	ZB26008235	ZF26008235	ZW26508235	ZW30708230
	60"	B2ABF08C52	ZB26008240	ZF26008240	ZW26508240	ZW30708235
	72" 560	B2ABF08C59	ZB26008245	ZF26008245	ZW26508245	
10" Cup Assembly	Dig Depth	2ABF-2	2609-2	2609ABF-2	TA265-2	TA3075-2
	48"	B2ABF10C46	ZB26010235	ZF26010235	ZW26510235	ZW30710230
	60"	B2ABF10C52	ZB26010240	ZF26010240	ZW26510240	ZW30710235
	72" 560	B2ABF10C59	ZB26010245	ZF26010245	ZW26510245	
12" Cup Assembly	Dig Depth	2ABF-2	2609-2	2609ABF-2	TA265-2	TA3075-2
	48"	B2ABF12C46	ZB26012235	ZF26012235	ZW26512235	ZW30712230
	60"	B2ABF12C52	ZB26012240	ZF26012240	ZW26512240	ZW30712235
	72" 560	B2ABF12C59	ZB26012245	ZF26012245	ZW26512245	



Terminator Combo						
		ABF	2 Pitch	ABF	Premium ABF	Premium ABF
6" Terminator Combo	Dig Depth	2ABF-2		2609ABF-2	TA265-2	TA3075-2
	48"	T2ABF06M46		ZF26006C35	ZW26506C35	T307506M30
	60"	T2ABF06M52		ZF26006C40	ZW26506C40	T307506M35
	72" 560	T2ABF06M59		ZF26006C45	ZW26506C45	
8" Terminator Combo	Dig Depth	2ABF-2		2609ABF-2	TA265-2	TA3075-2
	48"	T2ABF08M46		ZF26008C35	ZW26508C35	T307508M30
	60"	T2ABF08M52		ZF26008C40	ZW26508C40	T307508M35
	72" 560	T2ABF08M59		ZF26008C45	ZW26508C45	
10" Terminator Combo	Dig Depth	2ABF-2		2609ABF-2	TA265-2	TA3075-2
	48"	T2ABF10M46		ZF26010C35	ZW26510C35	T307510M30
	60"	T2ABF10M52		ZF26010C40	ZW26510C40	T307510M35
	72" 560	T2ABF10M59		ZF26010C45	ZW26510C45	



Rock & Frost Combo						
		ABF	2 Pitch	ABF	Premium ABF	Premium ABF
6" Rock & Frost Combo	Dig Depth	2ABF-2		2609ABF-2	TA265-2	TA3075-2
	48"	B2ABF06M46		ZF26006M35	ZW26506M35	ZW30706M30
	60"	B2ABF06M52		ZF26006M40	ZW26506M40	ZW30706M35
	72" 560	B2ABF06M59		ZF26006M45	ZW26506M45	
8" Rock & Frost Combo	Dig Depth	2ABF-2		2609ABF-2	TA265-2	TA3075-2
	48"	B2ABF08M48		ZF26008M35	ZW26508M35	ZW30708M30
	60"	B2ABF08M52		ZF26008M40	ZW26508M40	ZW30708M35
	72" 560	B2ABF08M59		ZF26008M45	ZW26508M45	
10" Rock & Frost Combo	Dig Depth	2ABF-2		2609ABF-2	TA265-2	TA3075-2
	48"	B2ABF10M46		ZF26010M35	ZW26510M35	ZW30710M30
	60"	B2ABF10M52		ZF26010M40	ZW26510M40	ZW30710M35
	72" 560	B2ABF10M59		ZF26010M45	ZW26510M45	



Bolt on Terminator						
		ABF	2 Pitch	ABF	Premium ABF	Premium ABF
6" Bolt On Terminator	Dig Depth	2ABF-2		2609ABF-2	TA265-2	TA3075-2
	48"	T2ABF0646		ZF26006T35	ZW26506T35	T307506S30
	60"	T2ABF0652		ZF26006T40	ZW26506T40	T307506S35
	72" 560	T2ABF0659		ZF26006T45	ZW26506T45	
8" Bolt On Terminator	Dig Depth	2ABF-2		2609ABF-2	TA265-2	TA3075-2
	48"	T2ABF0846		ZF26008T35	ZW26508T35	T307508S30
	60"	T2ABF0852		ZF26008T40	ZW26508T40	T307508S35
	72" 560	T2ABF0859		ZF26008T45	ZW26508T45	
10" Bolt On Terminator	Dig Depth	2ABF-2		2609ABF-2	TA265-2	TA3075-2
	48"	T2ABF1046		ZF26010T35	ZW26510T35	T307510S30
	60"	T2ABF1052		ZF26010T40	ZW26510T40	T306710S35
	72" 560	T2ABF1059		ZF26010T45	ZW26510T45	



B o l t o n R o c k & F r o s t						
		ABF	2 Pitch	ABF	Premium ABF	Premium ABF
6" Bolt On Rock & Frost	Dig Depth	2ABF-2		2609ABF-2	TA265-2	TA3075-2
	48"	B2ABF06R46		ZF26006R35	ZW26506R35	ZW30706R30
	60"	B2ABF06R52		ZF26006R40	ZW26506R40	ZW30706R35
	72" 560	B2ABF06R59		ZF26006R45	ZW26506R45	
8" Bolt On Rock & Frost	Dig Depth	2ABF-2		2609ABF-2	TA265-2	TA3075-2
	48"	B2ABF08R46		ZF26008R35	ZW26508R35	ZW30708R30
	60"	B2ABF08R52		ZF26008R40	ZW26508R40	ZW30708R35
	72" 560	B2ABF08R59		ZF26008R45	ZW26508R45	
10" Bolt On Rock & Frost	Dig Depth	2ABF-2		2609ABF-2	TA265-2	TA3075-2
	48"	B2ABF10R46		ZF26010R35	ZW26510R35	ZW30710R30
	60"	B2ABF10R52		ZF26010R40	ZW26510R40	ZW30710R35
	72" 560	B2ABF10R59		ZF26010R45	ZW26510R45	



K e r f A s s e m b l y						
		ABF	2 Pitch	ABF	Premium ABF	Premium ABF
6" Kerf Assembly	Dig Depth			2609ABF-2	TA265-2	TA3075-2
	48"			ZF26006K35	ZW26506K35	ZW30706K30
	60"			ZF26006K40	ZW26506K40	ZW30706K35
	72" 560			ZF26006K45	ZW26506K45	
8" Kerf Assembly	Dig Depth			2609ABF-2	TA265-2	TA3075-2
	48"			ZF26008K35	ZW26508K35	ZW30708K30
	60"			ZF26008K40	ZW26508K40	ZW30708K35
	72" 560			ZF26008K45	ZW26508K45	






W e l d e d T e r m i n a t o r						
		ABF	2 Pitch	ABF	Premium ABF	Premium ABF
6" Welded Terminator	Dig Depth				TA265-2	TA3075-2
	48"				ZW26506S35	ZW30706S30
	60"				ZW26506S40	ZW30706S35
	72" 560				ZW26506S45	
8" Welded Terminator	Dig Depth				TA265-2	TA3075-2
	48"				ZW26508S35	ZW30708S30
	60"				ZW26508S40	ZW30708S35
	72" 560				ZW26508S45	







H - P l a t e						
		ABF	2 Pitch	ABF	Premium ABF	Premium ABF
6" H-Plate	Dig Depth				TA265-2	TA3075-2
	48"				ZW26506H35	ZW30706H30
	60"				ZW26506H40	ZW30706H35
	72" 560				ZW26506H45	
8" H-Plate	Dig Depth				TA265-2	TA3075-2
	48"				ZW26508H35	ZW30708H30
	60"				ZW26508H40	ZW30708H35
	72" 560				ZW26508H45	


2.609" - 2648" Pitch Accessories - Direct Drive

Part	Ballantine Part No.	Astec Part No.	Description	Req'd
	B122432A1	122432A1	Sprocket - Drive Split 14 Tooth Direct Drive	1
	80293R1	80293R1	Bolt - Hex 7/16" NF X 2 1/4" GR 8	8
	232-4617	232-4617	Nut - Hex 7/16" Locking	8
not shown	B551523	H551523	Auger - Dirt	1


2.609" - 2648" Pitch Accessories - Planetary Drive

Part	Ballantine Part No.	Astec Part No.	Description	Req'd
	B104152A1	104152A1	Sprocket - Drive Split 15 Tooth Planetary Drive	1
	428-944	428-944	Bolt - Hex 9/16" NF X 2 1/4" GR 8	8
	232-4619	131-1249	Nut - Hex 9/16" Self-Locking	8
	B126170A1	126170A1	Sprocket - Auger 14 Tooth	1



2.609" - 2648" Pitch Accessories - Early Production Idler

Part	Ballantine Part No.	Astec Part No.	Description	Req'd
	B113117A1	113117A1	Sprocket - Idler Early Production 9 Tooth	AR





2.609" - 2648" Pitch Accessories - Late Production Idler

Part	Ballantine Part No.	Astec Part No.	Description	Req'd
	B139794A1	139794A1	Sprocket - Idler Late Production 9 Tooth	1
	B759118	H759118	Bearing - Kit Tapered Roller Idler Sprocket	1
	496-21041	496-21041	Washer - 3/8" Flat	AR

2.609" - 2648" Pitch Accessories - Late Production Boom End Sprocket

Part	Ballantine Part No.	Astec Part No.	Description	Req'd
	B139796A1	139794A1	Sprocket - Boom End 9 Tooth	1
	H127480	H127480	Crumber - Blade	1

3075" Pitch Accessories - Planetary Drive

Part	Ballantine Part No.	Astec Part No.	Description	Req'd
	TSD30923D	186249A1	Sprocket - Split Drive 12 Tooth	1
	TSD30071A	186247A1	Sprocket - Auger	1
	428-944	428-944	Bolt - Hex 9/16" x 2 3/4" GR 8	8
	232-4619	232-4619	Nut - Hex 9/16" Self-Locking	8

Chain Components

for RT360, RT460 & 560

Direct Drive and Planetary Drive

2.609 & 2.609ABF-2

pg 74 - 76

TA265

pg 77 - 79











TA3.075

pg 80 - 82













2.609" -2.609ABF-2 Chain Components

Part	Ballantine Part No.	Astec Part No.	Description	Req'd
	2609-2		Chain - 2.609" Every 2nd Bare Chain One Pitch	AR
	2609ABF-2		Chain - 2.609ABF One Pitch	AR
	B145011	257350A1	Chain - Pin 2.609" & 2.609ABF Chain	AR
	B135358		Chain - T Head Keeper	AR
	2609RL	228843A1	Chain - Roller Link	AR
	B260900B01	H543983	Chain - Repair Section 2609 STD Chain Includes 2 Pins	AR
	B2609ABF00B01		Chain - Repair Section 2609ABF Chain Includes 2 Pins	AR
	B131268	188744A1	Cutter - Cup Right Hand	AR
	B131276	188746A1	Cutter - Cup Left Hand	AR
	B138016		Spacer - Tube Cup & Flat Spacer Inside Mount (1.242")	AR
	B138008		Spacer - Tube Cutters Outside Mount (1.849")	AR
	B138024		Spacer - Tube Terminator/ Rotary Bit Holder Inside Mount	AR
	B130815		Spacer - Flat 5/16" Thick	AR

2.609" -2.609ABF-2 Chain Components, continued

Part	Ballantine Part No.	Astec Part No.	Description	Req'd
	B148031		Adaptor - 10" Cut	AR
	B148049		Adaptor - 12" Cut	AR
	581138		Bolt - 5/8" - 11 X 3" GR 8 Inside Mount	AR
	58113348		Bolt - 5/8" - 11 X 3 3/4" GR 8 Cup & Flat Spacer Outside	AR
	58116128		Bolt - 5/8" - 11 X 6 1/2" GR 8 10" Adaptor	AR
	58118128		Bolt - 5/8" - 11 X 8 1/2" GR 8 12" Adaptor	AR
	58114348		Bolt - 5/8" - 11 X 4 3/4" GR 8 Used on 8" Rotary Adaptors	AR
	5811		Nut - 5/8" Self Locking	AR
	T20694L	252250A1	Terminator - 4" Left Hand	AR
	T26094R	252249A1	Terminator - 4" Right Hand	AR
	T26095L	252252A1	Terminator - 5" Left Hand	AR
	T20695R	252251A1	Terminator - 5" Right Hand	AR
	T26096L	252255A1	Terminator - 6" Left Hand	AR
	T26096R	252253A1	Terminator - 6" Right Hand	AR

2.609" -2.609ABF-2 Chain Components, continued

Part	Ballantine Part No.	Astec Part No.	Description	Req'd
	C136036	228768A1	Holder - Rotary 4" Right Hand	AR
	C136037	228769A1	Holder - Rotary 4" Left Hand	AR
	C136038	228839A1	Holder - Rotary 5" Left Hand	AR
	C136039	228837A1	Holder - Rotary 5" Right Hand	AR
	C136040	228835A1	Holder - Rotary 6" Right Hand	AR
	C136041	228836A1	Holder - Rotary 6" Left Hand	AR
	B595629	H595629	Kerf - Center 1 Pocket	AR
	B595637	H595637	Kerf - 1" Cut	AR
	B595645	H595645	Kerf - 2" Cut	AR
	B595652	H595652	Kerf - 3" Cut	AR
	B595660	H595660	Kerf - 4" Cut 3 Pockets	AR
not shown	B595678	H595678	Kerf - 5" Cut	AR
	B595686	H595686	Kerf - 6" Cut	AR
not shown	B595694		Kerf - 7" Cut	AR
not shown	B595702		Kerf - 8" Cut	AR

Part	Ballantine Part No.	Astec Part No.	Description	Req'd
	TA265-2		Chain - Trench-All 2.648" ABF Bare One Pitch	AR
	TA265RPL	ZW26500B01	Chain - Repair Section W/Two Pins	AR
	265PC	ZW265PC	Chain - Connecting Pin	AR
	B135402		Chain - T Head Keeper	
	TA2158R	183140A1	Cutter - Cup Right Hand	AR
	TA2158L	183141A1	Cutter - Cup Left Hand	AR
	B102259A1	102259A1	Spacer - Tube Outside Mount (1.1919")	AR
	B135978	255599A1	Spacer - Tube Cup Inside Mount (1.639")	AR
	265RF		Spacer - Tube Carbide Inside Mount (1.118")	AR
	2609-8	ZWB264808	Spacer - Flat 8" Cut 1/2" Thick (Requires Two)	AR
	B122075A1	122075A1	Adaptor - 10" Cut	AR
	B122076A1	122076A1	Adaptor - 12" Cut	AR

RT360 • RT460 • RT560 & 660 Quad

TA265 Chain Component, continued

Part	Ballantine Part No.	Astec Part No.	Description	Req'd
	581848		Bolt - 5/8" - 18 X 4" GR 8 (Cup Outside Mount, 1 Washer)	AR
	58183348		Bolt - 5/8" - 18 X 3 3/4" GR 8 (Inside Mount, 2 Washers)	AR
	58183128		Bolt - 5/8" - 18 X 3 1/24" GR 8 (10" Adaptor)	AR
	581858		Bolt - 5/8" - 18 X5" GR 8 (8" Cut 1 Washer)	AR
	58184128		Bolt - 5/8" -18 X 4 1/2" GR 8 (Terminator Outside Mount, 2 Washers)	AR
	582S		Washer - Flat 5/8"	AR
	58LW		Washer - Lock 5/8"	AR
	58LN		Nut - Lock 5/8"	AR
	H40L	183118A1	Holder - Rotary Left Hand 1 Pocket	AR
	H40R	1831191A1	Holder - Rotary Right Hand 1 Pocket	AR
	H40S	183120A1	Holder - Rotary Straight Hand 1 Pocket	AR
	765CRFN	183122A1	Cutter - Rotary Carbide Bit	AR
not shown	K91	183126A1	Clip, C	
	T26094L	252250A1	Terminator - 4" Left Hand	AR
	T26094R	2522249A1	Terminator - 4" Right Hand	AR
	T26095L	252252A1	Terminator - 5" Left Hand	AR

TA265 Chain Component, continued

Part	Ballantine Part No.	Astec Part No.	Description	Req'd
	T26095R	252251A1	Terminator - 5" Right Hand	AR
	T26096L	252255A1	Terminator - 6" Left Hand	AR
	T26096R	252253A1	Terminator - 6" Right Hand	AR
	B258315A1	258315A1	Kerf - Center Cut	AR
	B258316A1	258316A1	Kerf - 1" Cut	AR
	B258317A1	258317A1	Kerf - 2" Cut	AR
	B258319A1	258319A1	Kerf - 3" Cut	AR
	B258320A1	258320A1	Kerf - 4" Cut	AR
not shown	B258321A1	258321A1	Kerf - 5" Cut	AR
	B258322A1	258322A1	Kerf - 6" Cut	AR
not shown	B258323A1	258323A1	Kerf - 7" Cut	AR
not shown	B258324A1	258324A1	Kerf - 8" Cut	AR

RT360 • RT460 • RT560 & 660 Quad

TA3.075" Pitch Chain Components

RT460 • RT560 & 660 Quad












Part	Ballantine Part No.	Astec Part No.	Description	Req'd
	TA3075-2		Chain - Trench-All 3.075" Pitch Chain One Pitch	AR
	T3075PC		Chain - Pin & Keeper	AR
	B135402		Chain - T Head Keeper	
	ZW30700B01	ZW30700B01	Chain - Repair Section W/Two Pins	AR
	TA4158L	183144A1	Cutter - Cup Left Hand 6 1/8" Tall	AR
	TA4158R	183143A1	Cutter - Cup Right Hand 6 1/8" Tall	AR
	TA4158LPL	183151A1	Cutter - Cup Left Hand Low Profile (Used on Mixed Chains) 5 1/8" Tall	AR
	TA4158LPR	183150A1	Cutter - Cup Right Hand Low Profile (Used on Mixed Chains) 5 1/8" Tall	AR
	B138982		Spacer - Tube Outside Mount (2.195")	AR
	B138008		Spacer - Tube Cup Inside Mount (1.849")	AR
	B213496	183142A1	Spacer - Tube Carbide Inside Mount (1.486")	AR
	B5050	H251504	Spacer - Flat 8" Cut W/Cup 1/2" Thick	AR
	BL3075-10	ZW307510	Spacer - Flat 10" Cut 1" Thick	AR

TA3.075" Pitch Chain Components, continued

Part	Ballantine Part No.	Astec Part No.	Description	Req'd
	PL4158-12	ZW415812	Adaptor - 12" Cut	AR
	581848		Bolt - 5/8" - 18 X 4" GR 8 Inside Mount W/2 Flat Washers	AR
	58184128		Bolt - 5/8" - 18 X 4 1/2" GR 8 Cup Outside Mount W/4 Washers	AR
	581858		Bolt - 5/8" - 18 X 5" GR 8 Carbide Outside Mount W/4 Flat Washers	AR
	58185128		Bolt - 5/8" - 18 X 5 1/2" GR 8 Cup 8" Cut	AR
	581868		Bolt - 5/8" - 18 X 6" GR 8 Carbide 8" Cut	AR
	5818		Nut - 5/8" Lock	AR
	58LW		Washer - 5/8" Lock	AR
	582S		Washer - Flat 5/8"	AR
	H75-6L	183130A1	Holder - Rotary Bit 6" Left Hand	AR
	H75-6R	183129A1	Holder - Rotary Bit 6" Right Hand	AR
	H75-8L	183128A1	Holder - Rotary Bit 8" Left Hand	AR
	H75-8R	183127A1	Holder - Rotary Bit 8" Right Hand	AR
	765CRFN	183122A1	Cutter - Rotary Carbide Bit	AR
not shown	K91	183126A1	Clip, C	

TA3.075" Pitch Chain Components, continued

RT460 • RT560 & 660 Quad

Part	Ballantine Part No.	Astec Part No.	Description	Req'd
	H75BS		Bolt Sleeve	AR
	SH833001	NA	Terminator - 6" Left Hand	AR
	SH833002	NA	Terminator - 6" Right Hand	AR
	SH835001	NA	Terminator - 8" Left Hand	AR
	SH835002	NA	Terminator - 8" Right Hand	AR
	TA3075RFC	NA	Kerf - Center Cut	AR
	TA3075RF1	NA	Kerf - 1" Cut	AR
	TA3075RF2	NA	Kerf - 2" Cut	AR
	TA3075RF3	NA	Kerf - 3" Cut	AR
	TA3075RF4	NA	Kerf - 4" Cut	AR
not shown	TA3075RF5	NA	Kerf - 5" Cut	AR
	TA3075RF6	NA	Kerf - 6" Cut	AR

Large-sized Riders

RT660

Chain Options | pg 86 - 90

RT660 • RT860 • RT960

Chain Options | pg 91 - 95

Hard Parts | pg 96 - 100

Chain Section

TA265 | pg 102 - 104

TA3.250 & 3.30 | pg 105 - 108

TA3.110 | pg 109 - 111

TA4.086 | pg 112 - 113



**RT660, RT860,
RT960**

Ballantine, Inc.

Bare Chain					
Premium ABF					
Dig Depth		TA265-2			
	48"	ZW26500B37			
	60"	ZW26500B42			
	72"	ZW26500B47			



Cup Cutter Assembly					
Premium ABF					
6" Cup Assembly	Dig Depth	TA265-2			
	48"	ZW26506237			
	60"	ZW26506242			
	72"	ZW26506247			
8" Cup Assembly	Dig Depth	TA265-2			
	48"	ZW26508237			
	60"	ZW26508242			
	72"	ZW26508247			
10" Cup Assembly	Dig Depth	TA265-2			
	48"	ZW26510237			
	60"	ZW26510242			
	72"	ZW26510247			
12" Cup Assembly	Dig Depth	TA265-2			
	48"	ZW26512237			
	60"	ZW26512242			
	72"	ZW26512247			



Terminator Combo						
Premium ABF						
6" Terminator Combo	Dig Depth	TA265-2				
	48"	ZW26506C37				
	60"	ZW26506C42				
	72"	ZW26506C47				
8" Terminator Combo	Dig Depth	TA265-2				
	48"	ZW26508C37				
	60"	ZW26508C42				
	72"	ZW26508C47				
10" Terminator Combo	Dig Depth	TA265-2				
	48"	ZW26510C37				
	60"	ZW26510C42				
	72"	ZW26510C47				



Kerf Assembly						
Premium ABF						
6" Kerf Assembly	Dig Depth	TA265-2				
	48"	ZW26506K37				
	60"	ZW26506K42				
	72"	ZW26506K47				
8" Kerf Assembly	Dig Depth	TA265-2				
	48"	ZW26508K37				
	60"	ZW26508K42				
	72"	ZW26508K47				



Rock & Frost Combo						
Premium ABF						
6" Rock & Frost Combo	Dig Depth	TA265-2				
	48"	ZW26506M37				
	60"	ZW26506M42				
	72"	ZW26506M47				
8" Rock & Frost Combo	Dig Depth	TA265-2				
	48"	ZW26508M37				
	60"	ZW26508M42				
	72"	ZW26508M47				
10" Rock & Frost Combo	Dig Depth	TA265-2				
	48"	ZW26510M37				
	60"	ZW26510M42				
	72"	ZW26510M47				



Bolt on Terminator						
Premium ABF						
6" Bolt On Terminator	Dig Depth	TA265-2				
	48"	ZW26506T37				
	60"	ZW26506T42				
	72"	ZW26506T47				
8" Bolt On Terminator	Dig Depth	TA265-2				
	48"	ZW26508T37				
	60"	ZW26508T42				
	72"	ZW26508T47				
10" Bolt On Terminator	Dig Depth	TA265-2				
	48"	ZW26510T37				
	60"	ZW26510T42				
	72"	ZW26510T47				



B o l t o n R o c k & F r o s t						
Premium ABF						
6" Bolt On Rock & Frost	Dig Depth	TA265-2				
	48"	ZW26506R37				
	60"	ZW26506R42				
	72"	ZW26506R47				
8" Bolt On Rock & Frost	Dig Depth	TA265-2				
	48"	ZW26508R37				
	60"	ZW26508R42				
	72"	ZW26508R47				
10" Bolt On Rock & Frost	Dig Depth	TA265-2				
	48"	ZW26510R37				
	60"	ZW26510R42				
	72"	ZW26510R47				



W e l d e d T e r m i n a t o r						
Premium ABF						
6" Welded Terminator	Dig Depth	TA265-2				
	48"	ZW26506S37				
	60"	ZW26506S42				
	72"	ZW26506S47				
8" Welded Terminator	Dig Depth	TA265-2				
	48"	ZW26508S37				
	60"	ZW26508S42				
	72"	ZW26508S47				



H - P l a t e						
6" H-Plate	Dig Depth	ABF TA265-2				
	48"	ZW26506H37				
	60"	ZW26506H42				
	72"	ZW26506H47				
8" H-Plate	Dig Depth	TA265-2				
	48"	ZW26508H37				
	60"	ZW26508H42				
	72"	ZW26508H47				

Bare Chain

	2 Pitch	ABF	Premium ABF	Premium ABF
Dig Depth	3250-2	330-2	TA3110-2	TA4086-2
48"	ZB32500B31	ZF33000B31	ZW31100B33	ZW40800B25
60"	ZB32500B35	ZF33000B35	ZW31100B37	ZW40800B28
72"	ZB32500B39	ZF33000B39	ZW31100B41	ZW40800B31
84" (860/960)	ZB32500B43	ZF33000B43	ZW31100B45	ZW40800B34




Cup Cutter Assembly

		2 Pitch	ABF	Premium ABF	Premium ABF
7" Cup Assembly	Dig Depth	3250-2	330-2	TA3110-2	TA4086-2
	48"	ZB32507231	ZF33007231	ZW31107233	ZW40807225
	60"	ZB32507235	ZF33007235	ZW31107237	ZW40807228
	72"	ZB32507239	ZF33007239	ZW31107241	ZW40807231
	84" (860/960)	ZB32507243	ZF33007243	ZW31107245	ZW40807234
8" Cup Assembly	Dig Depth	3250-2	330-2	TA3110-2	TA4086-2
	48"	ZB32508231	ZF33008231	ZW31108233	ZW40808225
	60"	ZB32508235	ZF33008235	ZW31108237	ZW40808228
	72"	ZB32508239	ZF33008239	ZW31108241	ZW40808231
	84" (860/960)	ZB32508243	ZF33008243	ZW31108245	ZW40808234
10" Cup Assembly	Dig Depth	3250-2	330-2	TA3110-2	TA4086-2
	48"	ZB32510231	ZF33010231	ZW31110233	ZW40810225
	60"	ZB32510235	ZF33010235	ZW31110237	ZW40810228
	72"	ZB32510239	ZF33010239	ZW31110241	ZW40810231
	84" (860/960)	ZB32510243	ZF33010243	ZW31110245	ZW40810234
12" Cup Assembly	Dig Depth	3250-2	330-2	TA3110-2	TA4086-2
	48"	ZB32512231	ZF33012231	ZW31112233	ZW40812225
	60"	ZB32512235	ZF33012235	ZW31112237	ZW40812228
	72"	ZB32512239	ZF33012239	ZW31112241	ZW40812231
	84" (860/960)	ZB32512243	ZF33012243	ZW31112245	ZW40812234



Rock & Frost Combo					
		2 Pitch	ABF	Premium ABF	Premium ABF
7" Rock & Frost Combo	Dig Depth	3250-2	330-2	TA3110-2	TA4086-2
	48"	ZB32507M31	ZF33007M31	ZW31107M33	ZW40807M25
	60"	ZB32507M35	ZF33007M35	ZW31107M37	ZW40807M28
	72"	ZB32507M39	ZF33007M39	ZW31107M41	ZW40807M31
	84" (860/960)	ZB32507M43	ZF33007M43	ZW31107M45	ZW40807M34
8" Rock & Frost Combo	Dig Depth	3250-2	330-2	TA3110-2	TA4086-2
	48"	ZB32508M31	ZF33008M31	ZW31108M33	ZW40808M25
	60"	ZB32508M35	ZF33008M35	ZW31108M37	ZW40808M28
	72"	ZB32508M39	ZF33008M39	ZW31108M41	ZW40808M31
	84" (860/960)	ZB32508M43	ZF33008M43	ZW31108M45	ZW40808M34
10" Rock & Frost Combo	Dig Depth	3250-2	330-2	TA3110-2	TA4086-2
	48"	ZB32510M31	ZF33010M31	ZW31110M33	ZW40810M25
	60"	ZB32510M35	ZF33010M35	ZW31110M37	ZW40810M28
	72"	ZB32510M39	ZF33010M39	ZW31110M41	ZW40810M31
	84" (860/960)	ZB32510M43	ZF33010M43	ZW31110M45	ZW40810M34
12" Rock & Frost Combo	Dig Depth	3250-2	330-2	TA3110-2	TA4086-2
	48"	ZB32512M31	ZF33012M31	ZW31112M33	ZW40812M25
	60"	ZB32512M35	ZF33012M35	ZW31112M37	ZW40812M28
	72"	ZB32512M39	ZF33012M39	ZW31112M41	ZW40812M31
	84" (860/960)	ZB32512M43	ZF33012M43	ZW31112M45	ZW40812M34



Terminator Combo					
		2 Pitch	ABF	Premium ABF	Premium ABF
7" Terminator Combo	Dig Depth	3250-2	330-2		
	48"	ZB32507C31	ZF33007C31		
	60"	ZB32507C35	ZF33007C35		
	72"	ZB32507C39	ZF33007C39		
	84" (860/960)	ZB32507C43	ZF33007C43		
8" Terminator Combo	Dig Depth	3250-2	330-2	TA3110-2	
	48"	ZB32508C31	ZF33008C31	ZW31108C33	
	60"	ZB32508C35	ZF33008C35	ZW31108C37	
	72"	ZB32508C39	ZF33008C39	ZW31108C41	
	84" (860/960)	ZB32508C43	ZF33008C43	ZW31108C45	



Bolt on Terminator					
		2 Pitch	ABF	Premium ABF	Premium ABF
7" Bolt On Terminator	Dig Depth	3250-2	330-2	TA3110-2	
	48"	ZB32507T31	ZF33007T31	ZW31107T33	
	60"	ZB32507T35	ZF33007T35	ZW31107T37	
	72"	ZB32507T39	ZF33007T39	ZW31107T41	
	84" (860/960)	ZB32507T43	ZF33007T43	ZW31107T45	
8" Bolt On Terminator	Dig Depth	3250-2	330-2	TA3110-2	
	48"	ZB32508T31	ZF33008T31	ZW31108T33	
	60"	ZB32508T35	ZF33008T35	ZW31108T37	
	72"	ZB32508T39	ZF33008T39	ZW31108T41	
	84" (860/960)	ZB32508T43	ZF33008T43	ZW31108T45	



Bolt on Rock & Frost					
		2 Pitch	ABF	Premium ABF	Premium ABF
7" Bolt On Rock & Frost	Dig Depth	3250-2	330-2	TA3110-2	TA4086-2
	48"	ZB32507R31	ZF33007R31	ZW31107R33	ZW40807R25
	60"	ZB32507R35	ZF33007R35	ZW31107R37	ZW40807R28
	72"	ZB32507R39	ZF33007R39	ZW31107R41	ZW40807R31
	84" (860/960)	ZB32507R43	ZF33007R43	ZW31107R45	ZW40807R34
8" Bolt On Rock & Frost	Dig Depth	3250-2	330-2	TA3110-2	TA4086-2
	48"	ZB32508R31	ZF33008R31	ZW31108R33	ZW40808R25
	60"	ZB32508R35	ZF33008R35	ZW31108R37	ZW40808R28
	72"	ZB32508R39	ZF33008R39	ZW31108R41	ZW40808R31
	84" (860/960)	ZB32508R43	ZF33008R43	ZW31108R45	ZW40808R34
10" Bolt On Rock & Frost	Dig Depth	3250-2	330-2	TA3110-2	TA4086-2
	48"	ZB32510R31	ZF33010R31	ZW31110R33	ZW40810R25
	60"	ZB32510R35	ZF33010R35	ZW31110R37	ZW40810R28
	72"	ZB32510R39	ZF33010R39	ZW31110R41	ZW40810R31
	84" (860/960)	ZB32510R43	ZF33010R43	ZW31110R45	ZW40810R34
12" Bolt On Rock & Frost	Dig Depth	3250-2	330-2	TA3110-2	TA4086-2
	48"	ZB32512R31	ZF33012R31	ZW31112R33	ZW40812R25
	60"	ZB32512R35	ZF33012R35	ZW31112R37	ZW40812R28
	72"	ZB32512R39	ZF33012R39	ZW31112R41	ZW40812R31
	84" (860/960)	ZB32512R43	ZF33012R43	ZW31112R45	ZW40812R34



Kerf Assembly					
		2 Pitch	ABF	Premium ABF	Premium ABF
7" Kerf Assembly	Dig Depth	3250-2	330-2	TA3110-2	
	48"	ZB32507K31	ZF33007K31	TA311007K33	
	60"	ZB32507K35	ZF33007K35	TA311007K37	
	72"	ZB32507K39	ZF33007K39	TA311007K41	
	84" (860/960)	ZB32507K43	ZF33007K43	TA311007K45	
8" Kerf Assembly	Dig Depth	3250-2	330-2	TA3110-2	
	48"	ZB32508K31	ZF33008K31	TA311008K33	
	60"	ZB32508K35	ZF33008K35	TA311008K37	
	72"	ZB32508K39	ZF33008K39	TA311008K41	
	84" (860/960)	ZB32508K43	ZF33008K43	TA311008K45	











H - P l a t e					
		2 Pitch	ABF	Premium ABF	Premium ABF
7" H-Plate	Dig Depth			TA3110-2	TA4086-2
	48"			ZW31107H33	ZW40807H25
	60"			ZW31107H37	ZW40807H28
	72"			ZW31107H41	ZW40807H31
	84" (860/960)			ZW31107H45	ZW40807H34
8" H-Plate	Dig Depth			TA3110-2	TA4086-2
	48"			ZW31108H33	ZW40808H25
	60"			ZW31108H37	ZW40808H28
	72"			ZW31108H41	ZW40808H31
	84" (860/960)			ZW31108H45	ZW40808H34
10" H-Plate	Dig Depth			TA3110-2	TA4086-2
	48"			ZW31110H33	ZW40810H25
	60"			ZW31110H37	ZW40810H28
	72"			ZW31110H41	ZW40810H31
	84" (860/960)			ZW31110H45	ZW40810H34
12" H-plate	Dig Depth			TA3110-2	TA4086-2
	48"			ZW31112H33	ZW40812H25
	60"			ZW31112H37	ZW40812H28
	72"			ZW31112H41	ZW40812H31
	84" (860/960)			ZW31112H45	ZW40812H34





2.609" - 2648" Pitch Accessories

Part	Ballantine Part No.	Astec Part No.	Description	Req'd
	B439237	H439237	Sprocket - Split Drive 17 Tooth	1
	28-944	131-1249	Bolt - Hex 9/16" X 2 3/4" NF Gr 8	8
	232-4619	232-4619	Nut - 9/16" NF Self-Locking	8
	B126172A1	126172A1	Sprocket - Auger 2" ID	1
	B126170A1	126170A1	Sprocket - Auger 2 3/16" ID	1
	B675070	H675070	Roller - Boom End 260-265 chain 14" x 1" Thick (760 1 1/4" Thick)	1
not shown	B675070A		Roller - Assembly Includes B675070 & B759118	1
	B759118	H759118	Bearing - Tapered Roller	1

3.250" - 3.300" Pitch Accessories - Planetary Drive

Part	Ballantine Part No.	Astec Part No.	Description	Req'd
	B438347	H438347	Sprocket - Split Drive 13 Tooth 9/16 Bolt	1
	28-944	28-944	Bolt - Hex 9/16" X 2 3/4" NF Gr8	8
	232-4619	131-1249	Nut - Hex 9/16" NF	8
	B434598	138936a1	Sprocket - Auger 11 Tooth	1
	B434597	H434597	Shaft - Auger	1
not shown	B759120	H759120	Bearing - Auger	2
	B433851	H433851	Sprocket - Boom End 13 Tooth	1
not shown	B433851A		Sprocket - Boom End Assembly Includes B433851, B747394 & BA55435	1
	B114728	H114728	Plug - Bleed	1
	B433989	H433989	Sprocket - Idler 8 Tooth Use 1 With 4' & 5' Boom, 2 With 6' Boom	AR
not shown	B433989A		Sprocket - Idler Assembly in- cludes B433989, B747394 & BA55435	






3.250" - 3.300" Pitch Accessories - Planetary Drive

Part	Ballantine Part No.	Astec Part No.	Description	Req'd
	B747394	H747394	Bearing - Idler Sprocket	AR
	BA55435		Snap Ring	
	B672961	H672961	Roller - 20"	1
not shown	B672961A	H672962	Roller - 20" Assembly Includes B672961 & B759118	1
	34101128	13-1224	Bolt - Hex 3/4"-10 X 1 1/2"	1
	B759118	H759118	Bearing - Roller	1
not shown	B435218	H435218	Seal - Grease	2

3.110" Pitch Accessories - Planetary Drive

Part	Ballantine Part No.	Astec Part No.	Description	Req'd
	186255A1	186255A1	Sprocket - Split Drive 14 tooth (TSD31205D)	1
	28-944	28-944	Bolt - Hex 9/16" NF X 2 3/4" Gr8	8
	232-4619	232-4619	Nut - 9/16" NF Self-Locking	8
	186252A1	186252A1	Sprocket - Auger Tooth (TSD31208A)	1
	199342A1	199342A1	Sprocket - Boom End 15 Tooth (TSD31251TI)	1
	B759118	H759118	Bearing - Boom End	1
	186265A1	186265A1	Sprocket - Idler (TSD 31207I)	AR
not shown	TSD31207IA		Sprocket - Idler Assembly Includes 186265A1, BA55435 & B747394	AR
	B747394	H747394	Bearing - Idler	AR
	BA55435	A55435	Snap Ring - Idler	AR

4.086" Pitch Accessories - Planetary Drive

Part	Ballantine Part No.	Astec Part No.	Description	Req'd
	186276A1	186276A1	Sprocket - Drive, 11 Tooth (TSD40306D)	1
	28-948	28-948	Bolt - 9/16" NF X 3" Gr 8	8
	232-4619	232-4619	Nut - 9/16" NF Self-Locking	8
	186277A1	186277a1	Sprocket - Auger (TSD40308A)	1
not shown	199346A1	199346A1	Sprocket - Idler 7 Tooth (TSD40807I)	AR
	199343A1	199343A1	Sprocket - Boom End 11 Tooth (TSD40851TI)	1

Chain Components

for RT660, RT860 & 960

TA265

pg 102 - 104

TA3.250 and 3.30

pg 105 - 108

TA3.110

pg 109 - 111

TA4.086

pg 112 - 113

TA265 Chain Component









RT660 • RT860 • RT960

Part	Ballantine Part No.	Astec Part No.	Description	Req'd
	TA265-2		Chain - Trench-All 2.648" ABF Bare One Pitch	AR
	TA265RPL	ZW26500B01	Chain - Repair Section W/Two Pins	AR
	265PC	ZW265PC	Chain - Connecting Pin	AR
	B135402		Chain - T Head Keeper	
	TA2158R	183140A1	Cutter - Cup Right Hand	AR
	TA2158L	183141A1	Cutter - Cup Left Hand	AR
	B102259A1	102259A1	Spacer - Tube Outside Mount (1.1919")	AR
	B135978	255599A1	Spacer - Tube Cup Inside Mount (1.639")	AR
	265RF		Spacer - Tube Carbide Inside Mount (1.118")	AR
	2609-8	ZWB264808	Spacer - Flat 8" Cut 1/2" Thick (Requires Two)	AR
	B122075A1	122075A1	Adaptor - 10" Cut	AR
	B122076A1	122076A1	Adaptor - 12" Cut	AR

Part	Ballantine Part No.	Astec Part No.	Description	Req'd
	581848		Bolt - 5/8" - 18 X 4" GR 8 (Cup Outside Mount, 1 Washer)	AR
	58183348		Bolt - 5/8" - 18 X 3 3/4" GR 8 (Inside Mount, 2 Washers)	AR
	58183128		Bolt - 5/8" - 18 X 3 1/24" GR 8 (10" Adaptor)	AR
	581858		Bolt - 5/8" - 18 X5" GR 8 (8" Cut 1 Washer)	AR
	58184128		Bolt - 5/8" -18 X 4 1/2" GR 8 (Terminator Outside Mount, 2 Washers)	AR
	582S		Washer - Flat 5/8"	AR
	58LW		Washer - Lock 5/8"	AR
	58LN		Nut - Lock 5/8"	AR
	H40L	183118A1	Holder - Rotary Left Hand 1 Pocket	AR
	H40R	1831191A1	Holder - Rotary Right Hand 1 Pocket	AR
	H40S	183120A1	Holder - Rotary Straight Hand 1 Pocket	AR
	765CRFN	183122A1	Cutter - Rotary Carbide Bit	AR
not shown	K91	183126A1	Clip, C	
	T26094L	252250A1	Terminator - 4" Left Hand	AR
	T26094R	2522249A1	Terminator - 4" Right Hand	AR
	T26095L	252252A1	Terminator - 5" Left Hand	AR

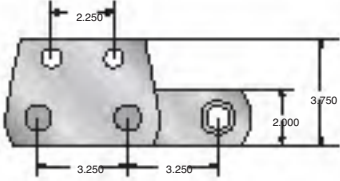
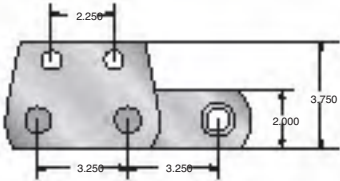



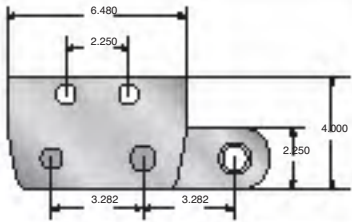



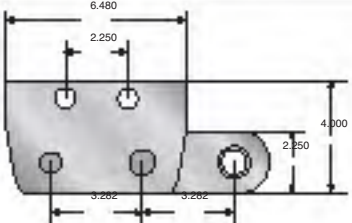
TA265 Chain Component, continued

RT660 • RT860 • RT960

Part	Ballantine Part No.	Astec Part No.	Description	Req'd
	T26095R	252251A1	Terminator - 5" Right Hand	AR
	T26096L	252255A1	Terminator - 6" Left Hand	AR
	T26096R	252253A1	Terminator - 6" Right Hand	AR
	B258315A1	258315A1	Kerf - Center Cut	AR
	B258316A1	258316A1	Kerf - 1" Cut	AR
	B258317A1	258317A1	Kerf - 2" Cut	AR
	B258319A1	258319A1	Kerf - 3" Cut	AR
	B258320A1	258320A1	Kerf - 4" Cut	AR
not shown	B258321A1	258321A1	Kerf - 5" Cut	AR
	B258322A1	258322A1	Kerf - 6" Cut	AR
not shown	B258323A1	258323A1	Kerf - 7" Cut	AR
not shown	B258324A1	258324A1	Kerf - 8" Cut	AR

3.250" & 3.30" Pitch Chain Components

RT660 • RT860 • RT960

Part	Ballantine Part No.	Astec Part No.	Description	Req'd
	3250-2		Chain - 3.250" Evy 2nd Pitch Bare One Pitch	AR
	B325000B01	B572982	Chain - 3.250" Repair Section W/Two Pins	AR
	B135401		Chain - Connecting Pin W/ Keeper	AR
	B135402		Chain - T-Head Keeper	AR
	3250RL	228859A1	Chain - 3.250 Roller Link	AR
	330-2		Chain - 3.30" ABF Chain Bare One Pitch	AR
	330CP	257351A1	Chain - 3.30" Connecting Pin W/ Keeper	AR
	B135402		Chain - T-Head Keeper	AR
	330RL		Chain - 3.30" Roller Link	AR
	B330000B01	228857A1	Chain - 3.30" Repair Section Includes 2 Pins	AR

3.250" & 3.30" Pitch Chain Components, continued




Part	Ballantine Part No.	Astec Part No.	Description	Req'd
	B251371	188747A1	Cutter - Cup Left Hand 6 5/16" Tall	AR
	B251389	188748A1	Cutter - Cup Right Hand 6 5/16" Tall	AR
	B5215	183150A1	Cutter - Cup Low Profile Right Hand 5 1/8" Tall	AR
	B5216	183151A1	Cutter - Cup Low Profile Left Hand 5 1/8" Tall	AR
	B135977		Spacer - Tube Outside Mount (2.384")	AR
	B135981		Spacer - Tube Cup Inside Mount	AR
	B251504		Spacer - Flat 8" Cut 1/2" Thick	AR
	B227660		Adaptor - 10" Cut	AR
	B227678		Adaptor - 12" Cut	AR
	581148		Bolt - 5/8" - 11 X 4" GR 8 Inside Mount	AR
	58114128		Bolt - 5/8" - 11 X 4 1/2" GR 8 Cup Outside Mount	AR
	58114348		Bolt - 5/8" - 11 X 4 3/4" GR 8 Carbide Outside Mount	AR
	581158		Bolt - 5/8" - 11 X 5" GR 8 Cup 8" Cut	AR
	5811		Nut - 5/8" - 11 Locking	AR

3.250" & 3.30" Pitch Chain Components, continued

Part	Ballantine Part No.	Astec Part No.	Description	Req'd
	H75-6L	183130A1	Holder - Rotary 7" Left Hand	AR
	H75-6R	183129A1	Holder - Rotary 7" Right Hand	AR
	H75-8L	183128A1	Holder - Rotary 8" Left Hand	AR
	H75-8R	183127A1	Holder - Rotary 8" Right Hand	AR
	H75BS		Bolt Seat	AR
	T325007L	252247A1	Terminator - 7" Left Hand	AR
	T325007R	252248A1	Terminator - 7" Right Hand	AR
	T325008L	254995A1	Terminator - 8" Left Hand	AR
	T325008R	254994A1	Terminator - 8" Right Hand	AR

RT660 • RT860 • RT960

3.25" & 3.30" Pitch Chain Components, continued

Part	Ballantine Part No.	Astec Part No.	Description	Req'd
	B672602	H595223	Kerf - Center Cut	AR
	B672603	H595231	Kerf - 1" Cut	AR
	B672604	H595249	Kerf - 2" Cut	AR
	B672605	H595256	Kerf - 3" Cut	AR
	B672606	H595264	Kerf - 4" Cut 3 Pockets	AR
not shown	B672607	H595272	Kerf - 5" Cut	AR
	B672608	H595280	Kerf - 6" Cut	AR
not shown	B595298	H595298	Kerf - 7" Cut	AR
not shown	B595306	H595306	Kerf - 8" Cut	AR

3.110" Pitch Chain Components







Part	Ballantine Part No.	Astec Part No.	Description	Req'd
	TA3110-2		Chain - Trench-All 3.110" ABF One Pitch	AR
	TA3110CP		Chain - Connecting Pin & Keeper	AR
	B135402		Chain - T-Head Keeper	AR
	TA3110RL		Chain - Roller Link	AR
	TA3110RPL	ZW31100B01	Chain - Repair Section W/Two Pins	AR
	TA4134R	183147A1	Cutter - Cup Right Hand 6 1/8" Tall	AR
	TA4134L	183148A1	Cutter - Cup Left Hand 6 1/8" Tall	AR
	TA4134LPR	183155A1	Cutter - Cup Right Hand Low Profile 5 1/8" Tall	AR
	TA4134LPL	183156A1	Cutter - Cup Left Hand Low Profile 5 1/8" Tall	AR
	SP200	183146A1	Spacer - Tube Cup Inside Mount (1.982")	AR
	SP238	183135A1	Spacer - Tube Outside Mount (2.377")	AR

RT660 • RT860 • RT960

3.110" Pitch Chain Components, continued



Part	Ballantine Part No.	Astec Part No.	Description	Req'd
	341648		Bolt - 3/4" - 16 X 4" Gr 8 Inside Mount	AR
	34164128		Bolt - 3/4" - 16 X 4 1/2" Gr 8 Cup Outside Mount	AR
	341658		Bolt - 3/4" - 16 X 5" Gr 8	
	34165128		Bolt - 3/4" - 16 X 5 1/2" Gr 8 Carbide Outside Mount	AR
	341668		Bolt - 3/4" - 16 X 6" Gr 8 Cup 10" Cut	AR
	34166128		Bolt - 3/4" - 16 X 6 1/2" Gr 8 Carbide 10" Cut	AR
	BL3110-10	ZW311010	Spacer - Block 1" Thick 10" Cut	AR
	PL4134-12		Adaptor - 12" Cut	AR
	PL4134-14		Adaptor - 14" Cut	AR
	PL4134-16		Adaptor - 16" Cut	AR
	H75-6L	183130A1	Holder - Rotary 7" Left	AR
	H75-6R	183129A1	Holder - Rotary 7" Right	AR
	H75-8L	183128A1	Holder - Rotary 8" Left	AR
	H75-8R	183127A1	Holder - Rotary 8" Right	AR

3.110" Pitch Chain Components, continued

Part	Ballantine Part No.	Astec Part No.	Description	Req'd
	T306706L	NA	Terminator - 6" Left Hand	AR
	T306706R	NA	Terminator - 6" Right Hand	AR
	T306708L	252245A1	Terminator - 8" Left Hand	AR
	T306708R	252246A1	Terminator - 8" Right Hand	AR
	K3067HDC	NA	Kerf - Center Cut	AR
	K3067HD1	NA	Kerf - 1" Cut	AR
	K3067HD2	NA	Kerf - 2" Cut	AR
	K3067HD3	NA	Kerf - 3" Cut	AR
	K3067HD4	NA	Kerf - 4" Cut 3 Pockets	AR
not shown	K3067HD5	NA	Kerf - 5" Cut	AR
	K3067HD6	NA	Kerf - 6" Cut	AR
not shown	K3067HD7	NA	Kerf - 7" Cut	AR
not shown	K3067HD8	NA	Kerf - 8" Cut	AR









RT660 • RT860 • RT960

4.086" Pitch Chain Components

Part	Ballantine Part No.	Astec Part No.	Description	Req'd
	TA4086-2		Chain - Trench-All 4.086" ABF One Pitch	
	TA4086RPL	ZW40800B01	Chain - Repair Section W/Two Pins	
	TA4086PC		Chain - Connector Pin W/Keeper	
	B135402		Chain - T-Head Keeper	AR
	TA4086RL		Chain - Roller Link	
	TA4134R	183147A1	Cutter - Cup Right Hand 6 1/8" Tall	
	TA4134L	183148A1	Cutter - Cup Left Hand 6 1/8" Tall	
	TA4134LPR	183155A1	Cutter - Cup Right Hand Low Profile 5 1/8" Tall	
	TA4134LPL	183156A1	Cutter - Cup Left Hand Low Profile 5 1/8" Tall	
	SP2716		Spacer - Tube Outside Mount (2.435")	
	BL4086-10		Spacer - Flat 1" Thick 10" Cut	
	PL4115-12		Adaptor - 12" cut	
	PL4115-14		Adaptor - 14" cut	

4.086" Pitch Chain Components, continued

RT660 • RT860 • RT960

Part	Ballantine Part No.	Astec Part No.	Description	Req'd
	PL4115-16		Adaptor - 16" cut	
	H75-6L	183130A1	Holder - Rotary 7" Left	
	H75-6R	183129A1	Holder - Rotary 7" Right	
	H75-8L	183128A1	Holder - Rotary 8" Left	
	H75-8R	183127A1	Holder - Rotary 8" Right	
	341648		Bolt - 3/4" - 16 X 4" Gr 8 12" Cut (Requires 4 Per Adaptor)	
	341658		Bolt - 3/4" - 16 X 5" Gr 8 Cups Outside W/Two Flat Washers & 14" Cut	
	34165128		Bolt - 3/4" - 16 X 5 1/2" Gr 8 Carbide Outside W/Two Flat Washers	
	341668		Bolt - 3/4" - 16 X 6" Gr 8 Cup 10" Cut	
	34166128		Bolt - 3/4" - 16 X 6 1/2" Gr 8 Carbide Outside 10" Cut	
	3416		Nut - 3/4" - 16 Locking	
	34LW		Washer - 3/4" Lock	
	34FW		Washer - 3/4" Flat	

Legacy Models

Pedestrian Trechers

7+2, 10+2, 12+2, 14+4,
20+4, 25+4 | pg 117 - 128

Mid-Sized

TF600, 25+4XP,
30+4, DH4, DH5 | pg 129 - 142

Large Rider

DH4, DH5, 70+4, TF1000,
RoadRunner, 760 | pg 143 - 150














Bare Chain					
	4 Pitch	2 Pitch	4 Pitch	ABF	Premium ABF
Dig Depth	564-4	564-2	TA1654-4	TA1654-2	TA1654HD-2
26"	ZB1640400B14	ZB1640200B28	B1370400B14	ZW16500B28	TA1654HD00B28
40"	ZB1640400B19	ZB1640200B38	B1370400B19	ZW16500B38	TA1654HD00B38
45"	ZB1640400B21	ZB1640200B42	B1370400B21	ZW16500B42	TA1654HD00B42
54"	ZB1640400B24	ZB1640200B48	B1370400B24	ZW16500B48	TA1654HD00B48
66"	ZB1640400B29	ZB1640200B58	B1370400B29	ZW16500B58	TA1654HD00B58















Cup Cutter Assembly						
		4 Pitch	2 Pitch	4 Pitch	ABF	Premium ABF
4" Cup Assembly	Dig Depth	564-4	564-2	TA1654-4	TA1654-2	TA1654HD-2
	26"	ZB16404414	ZB16404228	D137044C14	ZW16504228	ZW1654HD04228
	40"	ZB16404419	ZB16404238	D137044C19	ZW16504238	ZW1654HD04238
	45"	ZB16404421	ZB16404242	D137044C21	ZW16504242	ZW1654HD04242
	54"	ZB16404424	ZB16404248	D137044C24	ZW16504248	ZW1654HD04248
	66"	ZB16404429	ZB16404258	D137044C29	ZW16504258	ZW1654HD04258
6" Cup Assembly	Dig Depth	564-4	564-2	TA1654-4	TA1654-2	TA1654HD-2
	26"	ZB16406414	ZB16406228	D137064C14	ZW16506228	ZW1654HD06228
	40"	ZB16406419	ZB16406238	D137064C19	ZW16506238	ZW1654HD06238
	45"	ZB16406421	ZB16406242	D137064C21	ZW16506242	ZW1654HD06242
	54"	ZB16406424	ZB16406248	D137064C24	ZW16506248	ZW1654HD06248
	66"	ZB16406429	ZB16406258	D137064C29	ZW16506258	ZW1654HD06258


See pages 38 - 45 for Chain Components









7+2 • 10+2 • 12+2 • 14+4 • 20+4 • 25+4 Chain Options













Part	Part No.	Description
	B033829	Bracket - Sprocket Boom End
	B742825	Pin - Roll 3/8" x 2"
	B056713	Spring - Boom End Idler Sprocket
	B034199	Washer - Spring Retainer
	B509349	Shaft - Spring Guide End Sprocket
	B503664	Idler Sprocket - Idler Assembly 10 Tooth Assembly Includes B033563, B747139, B033837
	B033563	Sprocket - Idler & Boom End 10 Tooth
	B747139	Bearing - Sealed
	B033837	Ring - Retaining Bearing
	B711432	Bolt - 5/8" x 3"
	B737494	Lock Nut - 5/8"
	B232645	Bushing - Square 1 1/8" Idler Shaft
	B738658	Washer - 5/8" Flat
not shown	B509836	Bracket - Boom End & Spring Assembly (No Sprocket) Includes B033829, B034199, B056713, B509349, B742825

Part	Part No.	Description
	B350785	Dust Shield
<i>Trencher Booms - See Page Number 27 - 28</i>		

Part	Part No.	Description
	B748681	Nut - Retainer
	B748723	Washer - Lock
	B028969	Bushing
	B158576	Bushing
	B747576	Bearing - Cone
	B747568	Bearing - Cup
	B747667	Bearing - Cup
	B749085	Seal - Grease
not shown	B034470	Sprocket - Drive 10 Tooth 1 3/8" Bore
not shown	B207688	Sprocket - Drive 12+2
not shown	B034462	Shaft - Drive
	B033290	Key - 1/4" x 2 1/4"
	B034488	Key - 3/8" x 1 1/2"
	B738039	Lock Nut - 1/2"

Part	Part No.	Description
	B502526	Auger
	B500025	Auger - 7+2
	B034439	U Bolt
not shown	B034579	Shield - Seal
not shown	B528182	Idler Assembly - Track roller Front Includes B747642, B747659, B089656, B148751, B749077, B089631, 4131080 & B738054
	B148791	Roller - Idler Track
	B089656	Bushing - Shaft (Sleeve & Seal Seat)
	B749077	Seal - Grease
	B089631	Bearing - Shaft (Roller)

Part	Part No.	Description
not shown	B550475	Roller - Assembly Track Includes B747642, B747659, B089664, B168013, B749077, B089631, 4131080 & B738054
	B168013	Roller - Idler Track
	B747642	Bearing - Cup Tapered Roller
	B747659	Bearing - Cone Tapered Roller
not shown	B089664	Bushing - Shaft (Sleeve & Seal Seat)
	B089631	Bearing - Shaft (Roller)
	413-1080	Bolt - Hex 5/8" NC X 5"
	B738054	Nut - Hex 5/8" Self Locking NC
	B148726	Sprocket - Track Drive
	B545160	Track - Assembly 10" Cleat 40 Pads

Part	Part No.	Description
	B748681	Nut - Retainer 1 1/8"
	B748723	Lockwasher
	B070045	Key - 3/8" x 1 3/4"
	B028969	Bushing
	B158576	Bushing
	B747568	Bearing - Cup
	B091025	Ring - Retainer
	B747741	Bearing - Cone
	B748111	Bearing
	B747576	Bearing - Cone
	B749085	Seal - Grease
	B053546	Seal - Sheild

Part	Part No.	Description
	B069773	Sprocket - Split Drive 10 Tooth 1 5/8"
	B739219	Lockwasher - 3/8"
	B709899	Bolt - 3/8" x 2"
	B069930	Hub - Drive sprocket
	B520411	Shaft - Drive 1 1/4" 22 1/2" long









Part	Part No.	Description
	B502526	Auger
	B034439	U Bolt
	B738039	Lock Nut - 1/2"
	B091041	Sprocket - Driven 45 Tooth 360 Chain
	B747303	Bearing
not shown	B652248	Sprocket - 25+4XP 36 Tooth 1 1/4" Bore # 80
	B757864	Chain - 25+4XP Roller # 80
	B048850	Sprocket - 12 Tooth # 60
not shown	B397125	Sprocket - 9 Tooth # 80 1 1/8" Confirm Bore










Bare Chain					
	4 Pitch	2 Pitch	4 Pitch	ABF	Premium ABF
Dig Depth	564-4	564-2	TA1654-4	TA1654-2	TA1654HD-2
TL70, TL100	ZB1640400B13	ZB1640200B26	B1370400B13	ZW16500B26	TA1654HD00B26
TL120	ZB1640400B14	ZB1640200B28	B1370400B14	ZW16500B28	TA1654HD00B28



Cup Cutter Assembly						
		4 Pitch	2 Pitch	4 Pitch	ABF	Premium ABF
4" Cup Assembly	Dig Depth	564-4	564-2	TA1654-4	TA1654-2	TA1654HD-2
	TL70, TL100	ZB16404413	ZB16404226	D137044C13	ZW16504226	ZW1654HD04226
	TL120	ZB16404414	ZB16404228	D137044C14	ZW16504228	ZW1654HD04228
6" Cup Assembly	Dig Depth	564-4	564-2	TA1654-4	TA1654-2	TA1654HD-2
	TL70, TL100	ZB16406413	ZB16406226	D137064C13	ZW16506226	ZW1654HD06226
	TL120	ZB16406414	ZB16406228	D137064C14	ZW16506228	ZW1654HD06228

See pages 38 - 45 for Chain Components

Part	Part No.	Description
not shown	B334789	Shaft - Drive TL70 & 100 1/4" Keyway
	B403261	Shaft - Drive TL70 & 100 New Style 5/16" Keyway
not shown	B207688	Sprocket - Drive TL120 10 Tooth 1 3/8" Bore
	B404004	Sprocket - Drive 5/16" Keyway
	A7409	Snap Ring
	B746651	Snap Ring
	B126284	Key - 1/4" x 7/8"
	B749127	Seal - Grease
	B757807	Bearing
	B036384	Key - 1/4" sq. x 1 3/8"
	B500025	Auger
	B404012	Key - 5/16" x 27/32"
not shown	B758854	Seal - TL100

	Part No.	Description
	B503664	Idler Sprocket - Idler Assembly 10 Tooth Assembly Includes B033563, B747139, B033837
	B033563	Sprocket - Idler
	B747139	Bearing - Sealed
	B033837	Snap Ring
	B711432	Bolt - 5/8" x 3"
	B737494	Lock Nut - 5/8"
	B232645	Bushing
	B738658	Washer
	B350785	Shield - Dust

Bare Chain











Bare Chain	4 Pitch	ABF	2 Pitch	ABF	Premium ABF
Dig Depth	2 - 4	2ABF	2609-2	2609ABF-2	TA265-2
36"	B2000400B16	B2ABF00B31	ZB26000B24	ZF26000B24	ZW26500B24
48"	B2000400B19	B2ABF00B38	ZB26000B29	ZF26000B29	ZW26500B29
60"	B2000400B22	B2ABF00B44	ZB26000B34	ZF26000B34	ZW26500B34










Cup Cutter Assembly

		4 Pitch	ABF	2 Pitch	ABF	Premium ABF
6" Cup Assembly	Dig Depth	2 - 4	2ABF	2609-2	2609ABF-2	TA265-2
	36"	B2000406C16	B2ABF06C31	ZB26006224	ZF26006224	ZW26506224
	48"	B2000406C19	B2ABF06C38	ZB26006229	ZF26006229	ZW26506229
	60"	B2000406C22	B2ABF06C44	ZB26006234	ZF26006234	ZW26506234
8" Cup Assembly	Dig Depth	2 - 4	2ABF	2609-2	2609ABF-2	TA265-2
	36"	B2000408C16	B2ABF08C31	ZB26008224	ZF26008224	ZW26508224
	48"	B2000408C19	B2ABF08C38	ZB26008229	ZF26008229	ZW26508229
	60"	B2000408C22	B2ABF08C44	ZB26008234	ZF26008234	ZW26508234

See Pages 74 - 82 for Chain Components

Part	Part No.	Description
	B115204	Casting - Boom End
not shown	B531087	Boom End Assembly Includes B737494, B090787, B101998, B114728, B115188, B115196, B115204, B115238, B115246, B115261, B117598, B119164, B119172, B742395, B742866, B745398, B747444, B748871 & 749341
	B114728	Plug - Bleed
	B115246	Shaft - Square
	B117598	Washer
	B742866	Pin - Roll 3/8" x 2 1/2"
	B745398	Grease Fitting
	B748871	O-Ring
	B749341	Washer - Backup
	B115188	Rod - Plunger
	B115196	Plate - Bearing

TF600, 30+4, 40+4, DH4, DH5 & 25+4XP Boom End & Roller, continued






Part	Part No.	Description
	B742395	Pin - Roll 1/4" x 1 1/2"
	B090787	Bolt - Special
	B115238	Spring - Outer Retainer
	B101998	Spring
	B119172	Pin - Clevis
	B119164	Spring - Inner Retainer
	B737494	Lock Nut - 5/8"

Part	Part No.	Description
	B115261	Roller - Outer
	B747444	Bearing - 1 1/2" ID
not shown	B531384	Roller - Assembly Includes B115261 & B747444
	B709477	Bolt - 5/16" x 1 1/2" NC
	B709873	Bolt - 3/8" x 1 1/2" NC
	B114934	Link - Boom End Pair
	B738013	Lock Nut - 3/8" NC
	B738005	Lock Nut - 5/16" NC
not shown	B531087	Boom End Assembly Includes B737494, B090787, B101998, B114728, B115188, B115196, B115204, B115238, B115246, B115261, B117598, B119164, B119172, B742395, B742866, B745398, B747444, B748871 & 749341
	B115683	Sprocket - Idler 7 Tooth
not shown	B531251	Sprocket - Idler Assembly Includes B115683, B033837 & B749139
	B747139	Bearing - Sealed SQ Hole
	B033837	Snap Ring - Idler Sprocket

Part	Part No.	Description
	B251033	Shaft - Idler Sprocket
	B117606	Washer - Idler Sprocket
	B738658	Washer - 5/8" Flat Washer
	B738054	Locknut - 5/8"
	B711440	Bolt - 5/8" X 3 1/2"




Part	Part No.	Description
	B148569	Sprocket - Split Drive Digging Chain
not shown	B333740	Hub - Drive Sprocket
	B723288	Bolt - 3/8" - 24 X 2 1/4"
	B746750	Locknut - 3/8" - 24
	B070789	Sleeve - Drive Shaft Bearing Race
	B502526	Auger - Dirt
	B034439	U Bolt - Auger
	B738054	Locknut - 5/8" Auger
	B091025	Snap Ring
	B748111	Bearing - Needle Drive Shaft
	B749085	Seal - Grease
	B053546	Seal - Shield

Part	Part No.	Description
	B148569	Sprocket - Split Drive Digging Chain
	B114025	Hub - Split Drive
	B723288	Bolt - 3/8" X 2 1/4"
	B746750	Locknut - 3/8"
not shown	B746602	Snap Ring - Hub
	B551523	Auger - Dirt
	B541011	Shaft - Drive Assembly
	B114066	Sleeve - Drive Shaft
	B115816	Key - 1/2" SQ X 3 1/4"
	B070045	Key - 3/8" SQ X 1 3/4"
	B749242	Seal - Grease

Part	Part No.	Description
	B748087	Bearing - Needle
	B150169	Washer - Thrust
	B748228	Bearing - Needle
	B749283	Seal - Grease
not shown	B150375	Washer - Thrust
not shown	B746677	Snap Ring - Drive Shaft
	B150185	Sprocket - Plate Drive 45 Tooth # 80 Chain

Part	Part No.	Description
	B752998	Chain - Roller #80
not shown	B748335	Chain - Connector Link # 80
	B747436	Sprocket - Plate Idler # 80 Chain 12 Tooth
not shown	B216903	Sprocket - Plate PTO # 80 Chain
not shown	B528182	Idler Assembly - Track Roller Front Includes B747642, B747659, B089656, B148751 B749077, B089631, 4131080 & B738054
	B148791	Roller - Idler Track
	B747642	Bearing - Cup Tapered Roller
	B747659	Bearing - Cone Tapered Roller
	B089656	Bushing - Shaft (Sleeve & Seal Seat)
	B749077	Seal - Grease
	B089631	Bearing - Shaft (Roller)

Part	Part No.	Description
not shown	B550475	Roller - Assembly Track Includes B747642, B747659, B089664, B168013, B749077, B089631, 4131080 & B738054
	B168013	Roller - Idler Track
	413-1080	Bolt - Hex 5/8" NC X 5"
	B738054	Nut - Hex 5/8" Self Locking NC
	B148726	Sprocket - Track Drive
	B545160	Track - Assembly 10" Cleat 40 Pads
	B522888	Track - Assembly 10" Cleat 48 Pads (TF700)
	B545152	Track - Assembly 10" Cleat 50 Pads (TF700)

Part	Part No.	Description
	B148569	Sprocket - Split Drive
not shown	B216846	Sprocket - Plate, #80 45 Tooth
	B752998	Chain - Roller #80
not shown	B748335	Chain - Connector Link #80
	B747436	Sprocket - Plate Idler #80 Chain 12 Tooth
not shown	B216903	Sprocket - Plate PTO #80 Chain

2.609" & 3075" Pitch Trenching Chain For DH4 & DH5








Bare Chain










Dig Depth	2 Pitch	ABF	Premium ABF	Premium ABF
	2609-2	2609ABF-2	TA265-2	TA3075-2
36"	ZB26000B30	ZF26000B30	ZW26500B30	ZW30700B26
48"	ZB26000B35	ZF26000B35	ZW26500B35	ZW30700B30
60"	ZB26000B41	ZF26000B41	ZW26500B41	ZW30700B35
72"	ZB26000B46	ZF26000B46	ZW26500B46	ZW30700B40

6" Cup Assembly

Dig Depth	2 Pitch	ABF	Premium ABF	Premium ABF
	2609-2	2609ABF-2	TA265-2	TA3075-2
36"	ZB26006230	ZF26006230	ZW26506230	ZW30706226
48"	ZB26006235	ZF26006235	ZW26506235	ZW30706230
60"	ZB26006241	ZF26006241	ZW26506241	ZW30706235
72"	ZB26006246	ZF26006246	ZW26506246	ZW30706240








See Pages 74 - 82 for Chain Components





Part	Part No.	Description
	B148569	Sprocket - Split Drive 2.609" Pitch
	B212811	Sprocket - Split Drive 3.125" (Case 3.075") 9 Tooth
	B723288	Bolt - 3/8" X 2 1/4"
	B746750	Locknut - 3/8"
	B115816	Key - 1/2" SQ X 3 1/4"
	B748111	Bearing - Needle Drive Shaft
	B375881	Sprocket - Auger 3.125" (Case 3.075") 8 Tooth
	B132761	Sprocket - Idler 3.125 (Case 3.075")
not shown	B544171	Sprocket - Idler Assembly 3.125" (Case 3.075") Includes B132761 & B747139

Part	Part No.	Description
	B747139	Bearing - sealed 3.125" Requires 2
	B251025	Shaft - SQ Idler (B131761 Spkt)
	5811	Locknut - 5/8" - 11
	581158	Bolt - 5/8" - 11 X 5"
	58FW	Washer - 5/8"
	B757864	Chain - Roller # 80
	B747436	Sprocket - Idler # 80 chain
	B071779	Roller - Boom End 3.125" (Case 3.075")
not shown	B508168	Roller - Boom End Assembly 3.125" (Case 3.075") Includes B071779 & B747139
	B747139	Bearing - sealed 3.125" Requires 2
<i>Please Check Page No. 65 - 69 For Chain Selection</i>		

3.125" Pitch Chain & Components 70K ABF









Part	Part No.	Description
	B312500B28	Chain - 3.125" Pitch 70K 28 Station
	B312500B05	Chain - 3.125" Pitch 70K 5 Station
	B312500B01	Chain - 3.125" Pitch 70K 1 Station (2 Pins)
	B5810	Chain - Pin
	B5811	Chain - Pin Keeper
	B6105	Chain - Roller Link
	B251389	Cutter - Cup Right Hand 2 1/2" C-C
	B251371	Cutter - Cup Left Hand 2 1/2" C-C
	B138990	Spacer - Flat 3/8" Thick For 7" Cut
	B213496	Spacer - Tube Short
	B138982	Spacer - Tube Long
	B113628	Bolt - 5/8" X 3 1/2"
	B113618	Bolt - 5/8" X 4"
	B113647	Bolt - 5/8" X 5"
	B1311130	Locknut - 5/8"





Part	Part No.	Description
	B220509	Sprocket - Split Drive 3.250" 9 Tooth
	B037168	Sprocket - Split Drive 3.125" 9 Tooth
	38241348	Bolt - Drive Sprocket 3/8"-24 X 1 3/4"
	3824	Locknut - 3/8"
	B099226	Sprocket - Auger 3.125"
	B747394	Bearing - Auger Shaft
	B132761	Sprocket - Idler 3.125 (Case 3.075")
not shown	B544171	Sprocket - Idler Assembly 3.125" (Case 3.075") Includes B132761 & B747139
	B033837	Snap Ring - Idler Sprocket







Part	Part No.	Description
	B251025	Bushing - Idler Sprocket
	B738658	Washer - Flat 5/8"
	581158	Bolt - Idler Shaft 5/8" - 11 X 5"
	5811	Locknut - 5/8"-11
	B071779	Roller - Boom End
not shown	B508168	Roller - Boom End Assembly 3.125" (Case 3.075") Includes B071779 & B747139
	B747139	Bearing - Roller
<i>Please Check Page No. 91 - 94 For 3.250" Pitch Chain Selection</i>		

Bare Chain			
	4 Pitch	2 Pitch	ABF
Dig Depth	3067-4	3067-2	3067ABF-2
48"	B30670400B17	B3067HD00B34	B3067ABF00B34
60"	B30670400B19	B3067HD00B38	B3067ABF00B38
72"	B30670400B21	B3067HD00B42	B3067ABF00B42
84"	B30670400B24	B3067HD00B47	B3067ABF00B47





6" Cup Assembly			
	4 Pitch	2 Pitch	ABF
Dig Depth	3067-4	3067-2	3067ABF-2
48"	B30670406B17	B3067HD06B34	B3067ABF06B34
60"	B30670406B19	B3067HD06B38	B3067ABF06B38
72"	B30670406B21	B3067HD06B42	B3067ABF06B42
84"	B30670406B24	B3067HD06B47	B3067ABF06B47

Part	Part No.	Description
	B433264	Sprocket - Split Drive 13 Tooth 1/2" bolts
	12202348	Bolt - 1/2"-20 X 2 3/4"
	12FW	Washer - 1/2"
	1220	Locknut - 1/2" - 20
	B434598	Sprocket - Auger 10 Tooth (B433352)
	B434597	Shaft - Auger (433447)
	B433851	Sprocket - Boom End 13 Tooth
not shown	B433851A	Sprocket - Boom End Assembly Includes B433851, B747394, & BA55435
	B747394	Bearing - Boom End

Part	Part No.	Description
	B433989	Sprocket - Idler 8 Tooth
not shown	B433989A	Sprocket - Idler Assembly Includes B433989, B474394, & BA55435
	B672961	Roller - Boom End 20"
not shown	B672961A	Roller - Boom End Assembly Includes B672961 & B759118
	B759118	Bearing - Boom End Kit
	B435218	Seal - Grease
<p><i>See Page No. 91 - 94 For Chain Options</i> <i>See Page No. 105 - 108 For Trencher Chain Components</i></p>		

Part	Part No.	Description
	B433264DW	Sprocket - Split Drive 3.067" Conversion
	12202348	Bolt - 1/2"-20 X 2 3/4"
	12FW	Washer - 1/2"
	1220	Locknut - 1/2" - 20
	B434598DW	Sprocket - Auger 3.067" Conversion
	B433851DW	Sprocket - Boom End 3.067" Conversion
not shown	B433851DWA	Sprocket - Boom End Assembly Includes B433851, B747394, & BA55435

Sprocket Conversion to 3.067" Pitch Chain

Part	Part No.	Description
not shown	B433989DWA	Sprocket - Idler W/Bearings 3.067" Conversion Includes B433989, B474394, BA55435
	B135910	Cutter - Cup R.H.
	B135911	Cutter - Cup L.H.
	B105319	Bolt - 3/4" X 1 1/2"
	B105372	Locknut - 3/4"



Warning

Use Care To Prevent Injury Comply with the Following to Avoid Serious Personal Injury

1. Guards must be provided on all chain and sprocket installations in accordance with provisions of ANSI/ASME B15.1 - 1996 "Safety Standards for Mechanical Power Transmission Apparatus," and ANSI/ASME B20.1 - 1996 "Safety Standards for Conveyors and Related Equipment," or other applicable safety standards. When revisions of these standards are published, the updated edition shall apply.
2. Always lock out power switch before installing, removing, lubricating or servicing a chain system.
3. When connecting or disconnecting chain:
 - a. Eye protection is required. Wear safety glasses, protective clothing, gloves, and safety shoes.
 - b. Support the chain to prevent uncontrolled movement of chain and parts.
 - c. Use of pressing equipment is recommended. Tools must be in good condition and properly used.
 - d. Determine correct direction for pin/rivet removal or insertion.

